

# Remedial Learning Camp Program

## CHILDREN'S

## WORKBOOK

Level 2



Kingdom of the Netherlands



unicef  
for every child



RLCP 2024







This workbook belongs to

---

I study in class

---

A decorative graphic featuring a central white square with a black border. Surrounding this square are several teal-colored circles of varying sizes and two yellow L-shaped corner brackets. The background is split horizontally, with a teal top half and a white bottom half.

Paste Your  
Photo Here



# MESSAGE FROM THE DIRECTOR OF PROVINCIAL INSTITUTE FOR TEACHER EDUCATION

I take the opportunity to express my sincere appreciation and heartfelt gratitude to the Government of the Netherlands for the financial provision and UNICEF (Balochistan) for technical support in the development process of the Remedial Learning Camp Program (RLCP). The outstanding efforts and contributions of the Continuous Professional Development (CPD) Provincial Institute of Teacher Education (PITE), Secondary Education Department (SED) Balochistan and the Education Support Program (ESP), Directorate of Education (DOE) Schools, team members have been exceptional. The energy and dedication of all team members have been exemplary. Would also like to extend my sincere thanks to the lead consultant Ms. Noshin Khan for developing and designing a remedial program embedded in research and contextualized to meet the indigenous needs of the children of Balochistan.

Being an integral part of the development process of the Remedial Learning Camp Program has not only been an honor but also an intensive journey of learning. The opportunity to work for the children of Balochistan gives me inner satisfaction and a sense of purpose. Reflecting on how this program has shaped my understanding of effective teaching and learning made me appreciate everyone involved in this process.

As a director of PITE, I am pleased to work with such a talented and dedicated team. Thank you, team, for your continued efforts and for upholding our shared values. I look forward to witnessing my team's continued success and impact in Balochistan. In the end, once again I am indebted to the financial support of the Government of the Netherlands and UNICEF (Balochistan) for making this program possible.

**Sincerely,**

**Shamsullah Kiral (Director PITE)**



Balochistan has been described as fertile land; a metaphor used to describe the human potential of the indigenous people of Balochistan. However, this potential remains untapped due to limited access and poor-quality educational experiences. The few exposed to educational opportunities are reined in by outdated teaching and practices which are deeply embedded in rote learning. The innate talent of the young gets lost in teaching practices that kill creativity and questioning powers.

Data from the field exposed the inadequacies of teaching and learning across the province. In a conscious effort to ease the organic issues of education in Balochistan, extensive and intensive research was conducted to select and contextualize strategies that looked most promising in the given situation. During the exploration and planning stage, it was realized that foundational literacy and numeracy skills are key to boosting the education of fledgling minds. The loss of education i.e., not studying (basic skills) at the right level creates gaping pits in the learning and development of children. Once lost, no matter how much effort is exerted the gaps in learning will remain throughout life.

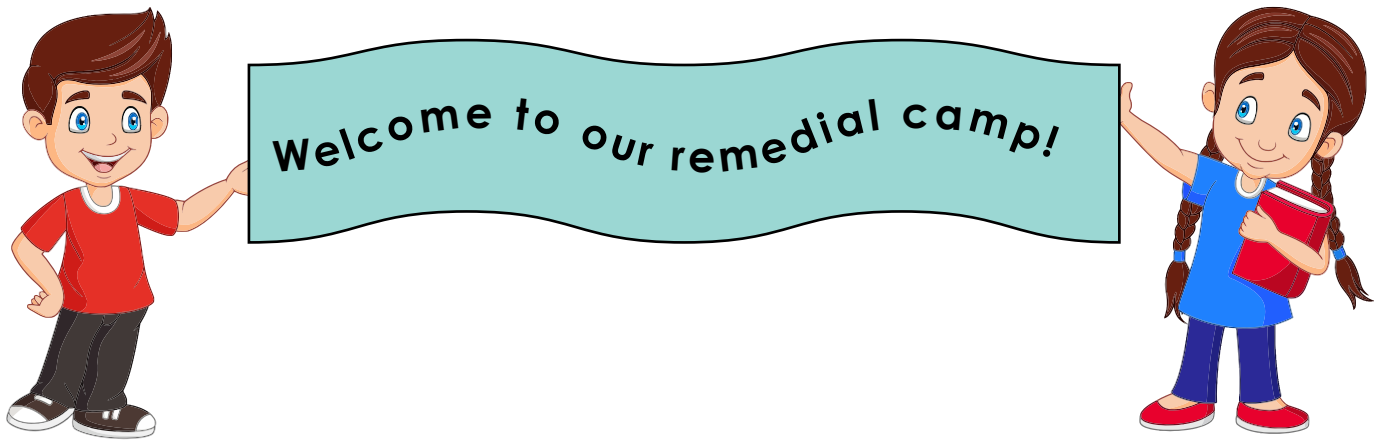
To catch children at the right age for brain development and learning it is imperative to introduce the concept of Teaching at the Right Level (TaRL). Through the Remedial Learning Camp Programme (RLCP) developed for the marginalized children of Balochistan foundational literacy and numeracy skills are being targeted within the school system. As discussed in every segment of society and within each tier of the education sector of Balochistan foundation literacy and numeracy skills are key to optimising lifelong opportunities for children across Balochistan.

Given the multi-dimensional educational crisis in Balochistan, the RLCP is the brainchild of several education experts whose forte lies in developing organic curriculums and programs. The collective wisdom of several brilliant minds has put in great efforts to create a sustainable model of education that will fill the gaps in learning and teaching. Active and joyful learning is an integral part of this program.

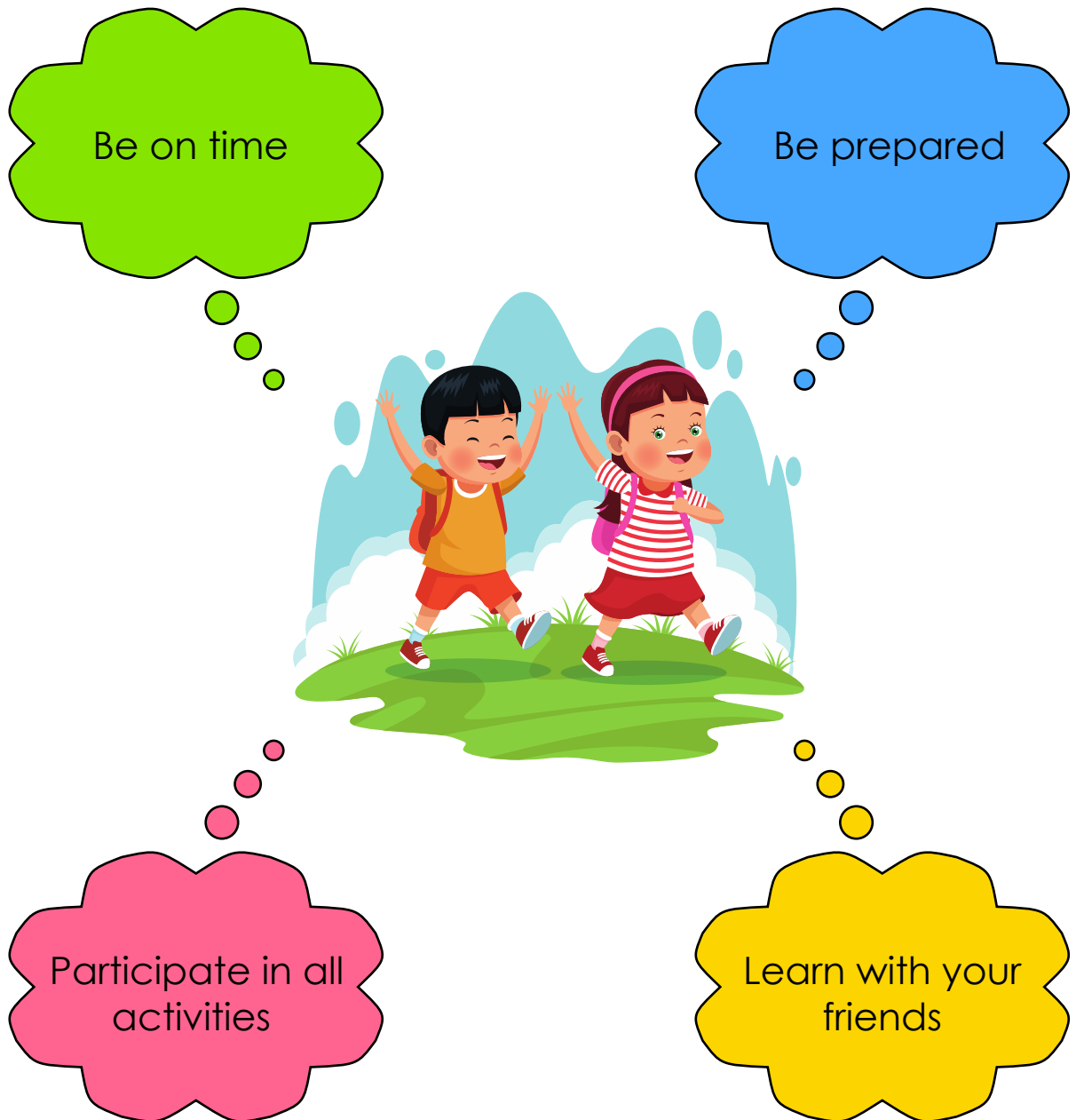
This RLCP defies the current norms and educational practices of rote learning and text-heavy practices and is a huge departure from ordinary classroom practice. It is hoped that the *Teacher Diaries*, *Student Workbooks*, and *Teaching Aids* along with consistent support through monitoring and mentoring will not only enrich children's learning experience but also bring smiles to their beautiful faces.

To achieve the aims of this program, the learning camps have been equipped with the latest learning resources like learning corners, smart screens, and solar systems. The use of technology will enhance the learning experience and make it worthwhile for the young children who are the future of Balochistan. However, the success of the programs lies in making children lifelong learners.

In the first phase, the program will be rolled out in Zhob, Killa Saifullah, Chamman, Killa Abdullah, Pishin, and Quetta where 300 learning camps will be initiated for 12000 girls and boys. We look forward to seeing the change in the children enrolled in this program and hope to spread the program far and wide.



We are excited to have you join us for a rewarding and enriching learning experience.  
Here are some important points that will make your learning camp experience fun.





# Daily Routine



Day 1

Afternoon meeting

English

Water Break

Urdu



Day 2

Afternoon meeting

Urdu

Water Break

Math



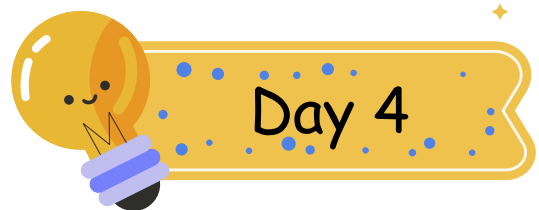
Day 3

Afternoon meeting

Math

Water Break

English



Day 4

Afternoon meeting

Science


Water Break

Science

# ENGLISH



Reading



Writing



Speaking



Listening

# Table of Content

S.#	Weeks	Lessons	Topics
1	Week 1	Lesson 1	Short and Long Vowels
2		Lesson 2	Syllables
3	Week 2	Lesson 3	Consonant Blends
4		Lesson 4	Diphthongs
5	Week 3	Lesson 5	Common & Proper Noun
6		Lesson 6	Adjectives
7	Week 4	Lesson 7	Verbs
8		Lesson 8	Pronouns
9	Week 5	Lesson 9	Compound Words
10		Lesson 10	Masculine & Feminine
11	Week 6	Lesson 11	Opposite Words
12		Lesson 12	Homophone
13	Week 7	Lesson 13	Past,Present & Future
14		Lesson 14	Capitalization

# Table of Content

S.#	Weeks	Lessons	Topics
15	Week 8	Lesson 15	Punctuation - Full Stop
16		Lesson 16	Punctuation - Commas
17	Week 9	Lesson 17	Making Sentences
18		Lesson 18	Comprehension
19	Week 10	Lesson 19	Comprehension - II
20		Lesson 20	Question Words
21	Week 11	Lesson 21	Picture Story - I
22		Lesson 22	Picture Story - II
23	Week 12	Lesson 23	Story Writing
24		Lesson 24	Draw and Write



English

## Short and Long Vowels

Date: \_\_\_\_\_ Day: \_\_\_\_\_ Month: \_\_\_\_\_

## Directions

Fill in the missing vowel, identify whether it is a long or short sound and then color the correct box.



t	i	g	e	r
---	---	---	---	---

is a ☒ short ☐ long vowel sound



	a	g	l	e
--	---	---	---	---

is a ☐ short ☐ long vowel sound



	w	l
--	---	---

is a ☐ short ☐ long vowel sound



s	h	e		p
---	---	---	--	---

is a ☐ short ☐ long vowel sound



h		r	s	e
---	--	---	---	---

is a ☐ short ☐ long vowel sound

English

## Short and Long Vowels

Date: \_\_\_\_\_ Day: \_\_\_\_\_ Month: \_\_\_\_\_

## Directions

Circle the correct vowel sound for each picture.



Long a

Short a




Long a

Short a



Long e

Short e




Long o

Short o



Long o

Short o



Long e

Short e



Long u

Short u



Long i

Short i

English

## Short and Long Vowels

Date: \_\_\_\_\_ Day: \_\_\_\_\_ Month: \_\_\_\_\_

## Directions

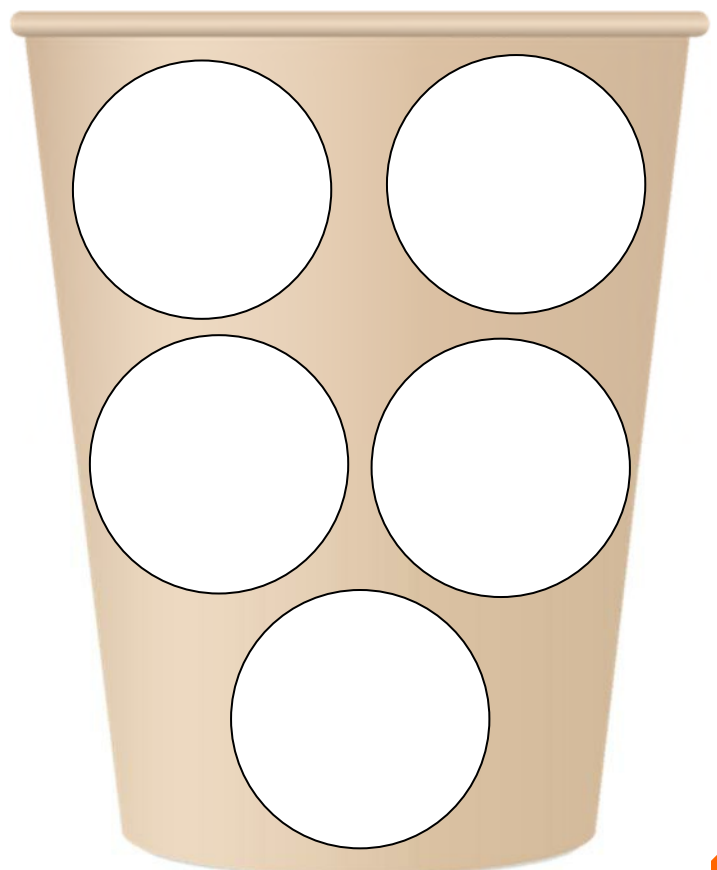
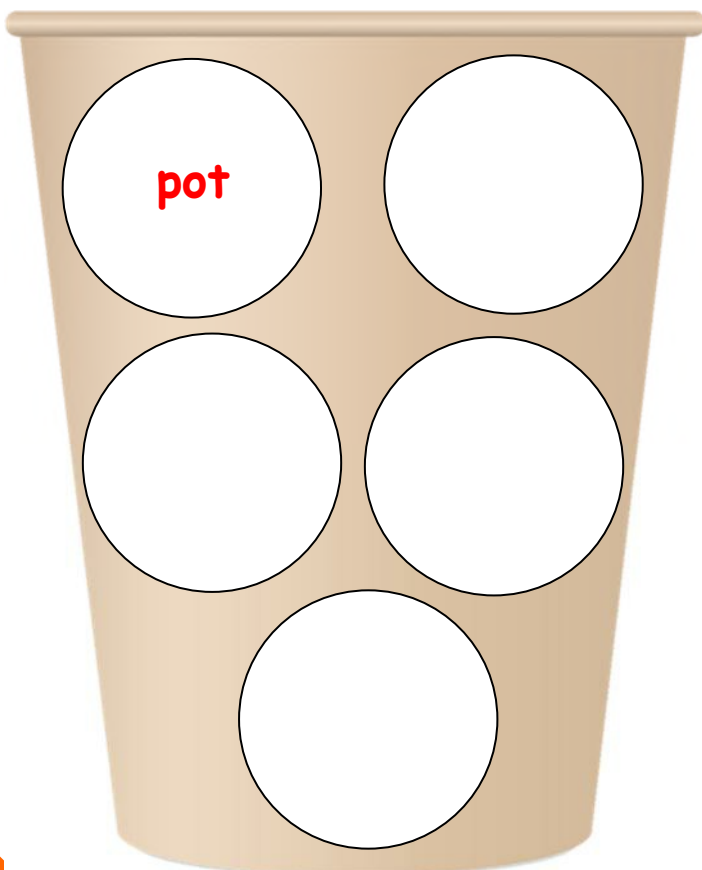
Sort the words into the correct cup.

pot	tube
tape	hug
bat	lake
cone	jet
fox	home



Short Vowels

Long Vowels













## English

## Syllables

Date: \_\_\_\_\_ Day: \_\_\_\_\_ Month: \_\_\_\_\_

## Directions

Circle the number of syllables for each word.

 iron 1 2 3	 bucket 1 2 3
 monkey 1 2 3	 eggplant 1 2 3
 potato 1 2 3	 car 1 2 3
 leaf 1 2 3	 celery 1 2 3
 elephant 1 2 3	 zebra 1 2 3

English

## Syllables

Date: \_\_\_\_\_ Day: \_\_\_\_\_ Month: \_\_\_\_\_

## Directions

Count the syllables and color one star for each syllable.



flower



cat



apple



butterfly



elephant



bunny



sun



monkey



tree



## English

## Syllables

Date: \_\_\_\_\_ Day: \_\_\_\_\_ Month: \_\_\_\_\_

## Directions

Divide each word by putting a slash (/) symbol between each syllable.  
On the space provided, write how many in syllables each word.

1. ele~~/~~phant 3

2. zebra \_\_\_\_\_

3. lion \_\_\_\_\_

4. temperature \_\_\_\_\_

6. photo \_\_\_\_\_

8. monkey \_\_\_\_\_

10. snake \_\_\_\_\_

12. kangaroo \_\_\_\_\_

5. water \_\_\_\_\_

7. wolf \_\_\_\_\_

9. chimpanzee \_\_\_\_\_


11. table \_\_\_\_\_

13. bear \_\_\_\_\_

14. alligator \_\_\_\_\_

15. chair \_\_\_\_\_

16. panda \_\_\_\_\_



## English

## Consonant Blends


Date: \_\_\_\_\_ Day: \_\_\_\_\_ Month: \_\_\_\_\_

## Directions

Look at the pictures. Identify the beginning sound  
Circle the correct consonant digraph for each picture.



fl tr fr



fl sl sp



gr pr dr



tr gr fr



br sk cl



str dr cr



## English

## Consonant Blends

Date: \_\_\_\_\_ Day: \_\_\_\_\_ Month: \_\_\_\_\_

## Directions


Look at the pictures. Identify the beginning sound  
Circle the correct consonant digraph for each picture.



sl bl gl



sl pl bl




tr str pl



cr tr fr



cr cl fr



th cr str





## English

## Diphthongs

Date: \_\_\_\_\_ Day: \_\_\_\_\_ Month: \_\_\_\_\_

## Directions

Identify and color the correct diphthongs looking at the given pictures.



aw oy **ou**



oa oy ou



oa ee oo



oy oa ea



ai ou aw



oy oi ay



ay ai aw



ou oo oy



ea oa oo

## English

## Diphthongs

Date: \_\_\_\_\_ Day: \_\_\_\_\_ Month: \_\_\_\_\_

## Directions

Choose the correct diphthong to complete each word.



ou ow

h o u se


ou ow

t \_ \_ n



oy ou

m \_ \_ ntain



oy ow

c \_ \_



ou oy

b \_ \_



oi oy

p \_ \_ nt



ou ow

d \_ \_ n



ou ow

r \_ \_ nd

English

## Diphthongs

Date: \_\_\_\_\_ Day: \_\_\_\_\_ Month: \_\_\_\_\_

## Directions

Write words choosing the correct diphthong.

Say It

Choose the Diphthong

Write the Word



c	oi	oy	n
---	----	----	---

c o i n  
\_\_\_\_\_


g	l	ue	we
---	---	----	----

\_\_\_\_\_



r	ai	aw	n
---	----	----	---

\_\_\_\_\_



g	oa	oo	t
---	----	----	---

\_\_\_\_\_



f	oa	oo	t
---	----	----	---

\_\_\_\_\_

## English

## Common &amp; Proper Noun

Date: \_\_\_\_\_ Day: \_\_\_\_\_ Month: \_\_\_\_\_

**Directions**

Write "common" or "proper" next to each noun.

1) Maheen proper

2) car \_\_\_\_\_

3) toy \_\_\_\_\_

4) Abdullah \_\_\_\_\_

5) park \_\_\_\_\_

6) Zhob \_\_\_\_\_

7) Jaan Broast \_\_\_\_\_

8) class \_\_\_\_\_

9) teacher \_\_\_\_\_

10) Jinnah Park \_\_\_\_\_



## English

## Common &amp; Proper Noun

Date: \_\_\_\_\_ Day: \_\_\_\_\_ Month: \_\_\_\_\_

**Directions**


Underline proper nouns and circle common nouns.

1) We watched a game at Ayub Stadium.

2) The RLCP Centre is near your house.

3) Mrs. Noshin has a dog.

4) The children like to read Kala Bhoot.



5) Abdullah has a cat named Chano.

6) Many people visit the PAF Museum every year.

7) Raashid plays video games every day.

8) Shahid Afridi is a famous cricket player.

9) Eating at Serena Hotel is fun.

10) Do you hike on the Chiltan Mountains?



[illegible]

## English

## Adjectives

Date: \_\_\_\_\_ Day: \_\_\_\_\_ Month: \_\_\_\_\_

**Directions**

Circle the adjectives.

pretty	girl	boy
tall	hair	fat
shirt	car	chair
grey	cat	door
short	dog	expensive
lamp	delicious	pie
final	card	soft
rock	old	clothes
young	thin	happy
rough	dirty	clean





## English

## Adjectives

Date: \_\_\_\_\_ Day: \_\_\_\_\_ Month: \_\_\_\_\_

**Directions**

Circle the adjectives in each sentence.

1. The brave firemen rescued the cat stuck on top of the tall tree.



2. My friends and I are going to watch a scary movie.
3. My friend likes to read funny books about fairies.
4. Mom and Dad are happy to have family over for dinner.
5. Our teacher gave us interesting homework.
6. My purple sock has a hole in it.
7. Does loud music hurt your ears?



## English

## Adjectives

Date: \_\_\_\_\_ Day: \_\_\_\_\_ Month: \_\_\_\_\_

## Directions

Use the adjectives from word bank to complete the sentences.

## Word bank

*long, new, beautiful, difficult, nosy, sharp, alone, breakable, soft, tall*

1. The beautiful song played on the radio.
2. I bought a \_\_\_\_\_ car.
3. \_\_\_\_\_ items must be wrapped very carefully.
4. There was a \_\_\_\_\_ line at the post office.
5. I need a \_\_\_\_\_ knife.
6. The grass was \_\_\_\_\_ and green.
7. Ahmed is always quite \_\_\_\_\_.
8. My sister is short but my brother is \_\_\_\_\_.
9. This is a \_\_\_\_\_ task; I can't do it!
10. My grandmother lives \_\_\_\_\_.



## English

## Verbs

Date: \_\_\_\_\_ Day: \_\_\_\_\_ Month: \_\_\_\_\_

## Directions

Circle the verbs.

above	plate	sets	glasses
danced	telephone	computer	walks
chases	ate	watches	ball

Complete the sentences using the verbs from above.

1. Pairzo sets the table for dinner.


2. Bilal \_\_\_\_\_ his dog.

3. The cat \_\_\_\_\_ the mouse.

4. Abdullah \_\_\_\_\_ potato chips.

5. Muzamil \_\_\_\_\_ a news program.

6. The children \_\_\_\_\_ to the music.



## English

## Verbs

Date: \_\_\_\_\_ Day: \_\_\_\_\_ Month: \_\_\_\_\_

## Directions

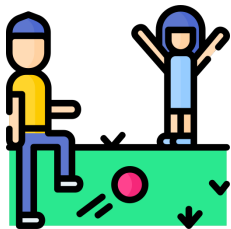
Match the verb with the correct picture.



sleep



play



cook



cry



dance



drink



eat



fight



listen



walk

## English

## Verbs

Date: \_\_\_\_\_ Day: \_\_\_\_\_ Month: \_\_\_\_\_

**Directions**

Circle the verb in the table.

dance	cut	hit	drive
hive	run	house	bake
look	grow	hedge	untidy
crash	paint	sob	jump

Use some of the verbs in sentence of your own.

1	
2	
3	
4	
5	

## English


## Pronouns

Date: \_\_\_\_\_ Day: \_\_\_\_\_ Month: \_\_\_\_\_

## Directions

Underline the nouns that the pronouns in **bold** refer to.

1. Ali finished his test. **He** did it all by **himself**.
2. Listen to Sajida play the piano. **She** learned it by **herself**.
3. The girls are playing their new video game. **They** bought it **themselves**.
4. Look at those apples in the garden. Let's go pick **them**.
5. Menna has roses in her garden. **Those** are beautiful flowers.
6. Get a new pencil. **Yours** is dull.
7. The dog is chasing its tail. **It** is making **itself** dizzy.
8. Can you lend Saba your ruler? **Hers** is broken.
9. Ahmed has a new bicycle. **His** got stolen.
10. Mohsin planted green beans. **These** grow early in the season.



## English

## Pronouns

Date: \_\_\_\_\_ Day: \_\_\_\_\_ Month: \_\_\_\_\_

## Directions

Fill in the blanks using the correct pronoun from the word bank.

Word bank:

anyone    he    him    it    me    None  
she    some    them    they    we    you



1. Maheen told her friend Adeena that she could not go to her house
2. Faiz was happy to put his backpack down; \_\_\_\_\_ weighs a lot!
3. The plates are still dirty. You need to wash \_\_\_\_\_ again.
4. Asif finishes his work, so \_\_\_\_\_ can play on his tablet.
5. Did \_\_\_\_\_ water the plants this week?
6. If there are extra markers, I would like \_\_\_\_\_ for my art.
7. Look at Bilal and Umer play basketball; \_\_\_\_\_ are really good.
8. You and I are the same; \_\_\_\_\_ both like sweets.
9. You need to give \_\_\_\_\_ a chance. I am new at this.
10. Noman is waiting for his turn. Don't make \_\_\_\_\_ wait too long.
11. \_\_\_\_\_ of us were able to answer the question.
12. I see you and Zain are building a fort. Will \_\_\_\_\_ let me play with you?



## English

## Pronouns

Date: \_\_\_\_\_ Day: \_\_\_\_\_ Month: \_\_\_\_\_

**Directions**

Circle the pronoun in each sentence.

1. They collect sports cars.

2. Aleena called me yesterday.

3. We are late again!

4. The coach will not let us play tonight.

5. You are going skating this afternoon.

6. Areeba lent you her favorite pencil.

7. It is time to leave.

8. There was a math test. Usman found it difficult.

9. He studied hard for the test.

10. The teacher gave him the answer.

11. Her glasses were broken, so mother bought her new ones.

12. Salam and Ilyas are making too much noise. Tell them to stop.





Date: \_\_\_\_\_ Day: \_\_\_\_\_ Month: \_\_\_\_\_

## Directions

Share your feeling about the English lesson plans by coloring the appropriate face.

Concept is clear 😊 Need more practise 😐 Concept not clear ☹️

Topics	How I Feel		
Short and Long Vowels	😊	😐	☹️
Syllables	😊	😐	☹️
Consonant Blends	😊	😐	☹️
Diphthongs	😊	😐	☹️
Common & Proper Noun	😊	😐	☹️
Adjectives	😊	😐	☹️
Verbs	😊	😐	☹️
Pronouns	😊	😐	☹️

English

## Compound Words

Date: \_\_\_\_\_ Day: \_\_\_\_\_ Month: \_\_\_\_\_

## Directions

Draw a line between words to make each a compound word.

story

flower

sun

side

tooth

bee

sea

book

honey

fly

jelly


brush

foot

fish

butter

ball



English

## Compound Words

Date: \_\_\_\_\_ Day: \_\_\_\_\_ Month: \_\_\_\_\_

## Directions

With the help of the given pictures make compound words.

base + ball = baseball

air + \_\_\_\_\_ = \_\_\_\_\_



grand + \_\_\_\_\_ = \_\_\_\_\_



back + \_\_\_\_\_ = \_\_\_\_\_



butter + \_\_\_\_\_ = \_\_\_\_\_



wheel + \_\_\_\_\_ = \_\_\_\_\_



English

## Masculine &amp; Feminine

Date: \_\_\_\_\_ Day: \_\_\_\_\_ Month: \_\_\_\_\_

## Directions

Fill in each blank with a suitable masculine or feminine noun from the given word bank below.

1. A little price was paid for the mare and horse.
2. My sister and \_\_\_\_\_ are lovely people.
3. My headmaster and \_\_\_\_\_ announced important news.
4. My grandmother and \_\_\_\_\_ are above eighty years old.
5. Poet and \_\_\_\_\_ wrote beautiful poetry.
6. Cow and \_\_\_\_\_ are eating grass in grassland.
7. My father and \_\_\_\_\_ are very kind and humble.
8. The landlord and \_\_\_\_\_ wore cheap dresses.
9. Everyone thinks that lion is braver than \_\_\_\_\_.
10. Cow-boy and \_\_\_\_\_ are adventurous persons.



## WORD BANK

headmistress	landlady	lioness	grandfather	poetess
mare	mother	cowgirl	brother	bull

English

## Masculine &amp; Feminine

Date: \_\_\_\_\_ Day: \_\_\_\_\_ Month: \_\_\_\_\_

## Directions

Fill in the blanks with the correct gender noun from the given word bank.

Masculine Gender	Feminine Gender
cock	hen
	tigress
drake	
	goose
lion	
he-goat	
	cow
	mare
	vixen
	peahen

Word Bank
horse
lioness
duck
cock
she-goat
peacock
tiger
gander
bull
fox

English

## Opposite Words

Date: \_\_\_\_\_ Day: \_\_\_\_\_ Month: \_\_\_\_\_

## Directions

Draw a line to match each picture with its opposite.

fast



cold

long



back

hot



night

front



slow

full



sad

day



short

happy



empty

English

Opposites

Date: \_\_\_\_\_ Day: \_\_\_\_\_ Month: \_\_\_\_\_



## Directions

Write the opposite of each word.



on	=	off	dead	=	
up	=		open	=	
left	=		slow	=	
top	=		heavy	=	
under	=		dark	=	
big	=		hard	=	
empty	=		true	=	
happy	=		buy	=	
night	=		first	=	
new	=		agree	=	













English

Homophone

Date: \_\_\_\_\_ Day: \_\_\_\_\_ Month: \_\_\_\_\_

**Directions**

Read the word and circle the correct picture.

moose		
eight		
sea		
brake		
flower		
blue		




## English

## Homophone

Date: \_\_\_\_\_ Day: \_\_\_\_\_ Month: \_\_\_\_\_

## Directions

Tick the correct word for each picture.



- ☐ steel  
☒ steal



- ☐ right  
☐ write



- ☐ flour  
☐ flower



- ☐ waist  
☐ waste




- ☐ piece  
☐ peace



- ☐ sail  
☐ sale



- ☐ ring  
☐ wring



- ☐ heal  
☐ heel




- ☐ week  
☐ weak



- ☐ fare  
☐ fair



- ☐ bored  
☐ board




- ☐ sell  
☐ cell



- ☐ one  
☐ won



- ☐ moose  
☐ mousse



- ☐ hair  
☐ hare



- ☐ troupe  
☐ troop

## English

## Homophone

Date: \_\_\_\_\_ Day: \_\_\_\_\_ Month: \_\_\_\_\_



## Directions



Circle and write the correct spelling in each blank.

My <u>son</u> is six years old.	sun <u>son</u>
The farmer wants to _____ his fresh vegetables.	sell cell
My mom wears a _____ on her finger.	ring wring
The wooden _____ cracked the heavy box was dropped on it.	bored board
Carrot grow from a _____ in the ground.	root route
The sand castles on the beach were built using sand from the _____.	see sea
The teacher talked about, why it's wrong to _____ things.	steel steal

## English

## Past, Present &amp; Future

Date: \_\_\_\_\_ Day: \_\_\_\_\_ Month: \_\_\_\_\_

**Directions**

Rewrite the sentences in past tense.



1. Sufiyan walks his dog on Tuesdays.

**Sufiyan walked his dog on Tuesday.**

2. She finishes her homework before dinner.

\_\_\_\_\_

3. He asks a lot of questions.

\_\_\_\_\_

4. Sobia checks the weather before she goes outside.

\_\_\_\_\_

5. Uncle Bashir thanks me when I bake cookies.

\_\_\_\_\_

6. I am going to the park.

\_\_\_\_\_



English

## Past, Present &amp; Future

Date: \_\_\_\_\_ Day: \_\_\_\_\_ Month: \_\_\_\_\_

## Directions

Rewrite each sentence in the present tense.

1. The boys ran to their neighbor's house.

The boys run to their neighbor's house.



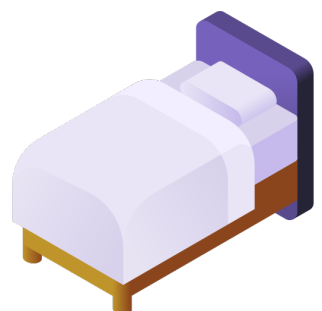
2. We counted five marbles and two dice.

3. You sang songs in your dreams.

4. They bumped their heads on the wall.

5. I talked to the principal.

6. Your sisters brushed their hair before bed.



## English

## Past, Present &amp; Future

Date: \_\_\_\_\_ Day: \_\_\_\_\_ Month: \_\_\_\_\_

**Directions**

Rewrite each sentence in the future tense.

1. The dog barked when the door bell rang.

The dog will bark when the door bell rings.



2. I climbed over the rocks.

\_\_\_\_\_

3. The children look for shells at the beach.

\_\_\_\_\_

4. Your sister brushes her hair before going to bed.


\_\_\_\_\_

5. I talked to the principal.

\_\_\_\_\_

6. We are eating ice-cream.

\_\_\_\_\_




**English****Past, Present & Future**

Date: \_\_\_\_\_ Day: \_\_\_\_\_ Month: \_\_\_\_\_

**Directions**

Write if the sentence is in the past, present or future.

- \_\_\_\_\_ **Past** 1. They climbed that hill easily.
- \_\_\_\_\_ 2. We will travel to Murree next summer.
- \_\_\_\_\_ 3. They are playing football in the sunshine.
- \_\_\_\_\_ 4. The children ate their vegetables.
- \_\_\_\_\_ 5. You will see your best friend next weekend.
- \_\_\_\_\_ 6. She brushes her teeth every night.



Write a sentence about playing cricket in each tense.

Past

\_\_\_\_\_

Present

\_\_\_\_\_

Future

\_\_\_\_\_


## English

## Capitalization

Date: \_\_\_\_\_ Day: \_\_\_\_\_ Month: \_\_\_\_\_

**Directions**

Rewrite each sentence with the correct capitalization.



1. arya works in a restaurant in karachi.

Arya works in a restaurant in Karachi.

2. hila and i swam with the dolphins in indus river.

\_\_\_\_\_

3. is aleena at gold city mall?

\_\_\_\_\_

4. uncle zafar owns five houses.

\_\_\_\_\_

5. i read that the batman movie will come out on new year day!

\_\_\_\_\_

6. nurse sania works at civil hospital.

\_\_\_\_\_

7. wednesday, july 10 is my birthday.

\_\_\_\_\_

8. i love to go to football games with uncle saad.

\_\_\_\_\_

## English

## Capitalization


Date: \_\_\_\_\_ Day: \_\_\_\_\_ Month: \_\_\_\_\_

**Directions**

Rewrite each book title with the correct capitalization.

1. the very hungry caterpillar

The Very Hungry Caterpillar



2. goodnight moon

\_\_\_\_\_

3. rozain's web

\_\_\_\_\_

4. ahmed and the chocolate factory

\_\_\_\_\_

5. winnie the pooh

\_\_\_\_\_

6. where the wild things are

\_\_\_\_\_

7. raheem's adventures in wonderland

\_\_\_\_\_

8. the little prince

\_\_\_\_\_

9. aina of green gables

\_\_\_\_\_

10. a wrinkle in time

\_\_\_\_\_

11. the giving tree

\_\_\_\_\_

12. abdullah and the giant peach

\_\_\_\_\_



## English

## Punctuation - Full Stop

Date: \_\_\_\_\_ Day: \_\_\_\_\_ Month: \_\_\_\_\_

**Directions**

Rewrite each sentence using capital letters and full stops in the correct places.

1) abdullah walked to the park

Abdullah walked to the park.

2) saira and maheen went to school

3) mrs asim lives in chaman housing

4) rashid's birthday is on 19<sup>th</sup> june

5) noshin is visting canada in january

6) maryam's best friends are sania, asma and maria

7) islamabad is the capital of pakistan

8) in june, mr zia is going on a hike

## English


## Punctuation Review

Date: \_\_\_\_\_ Day: \_\_\_\_\_ Month: \_\_\_\_\_

**Directions**

End the sentences with correct punctuation mark ( . ! ? ).

1. We do not waste food .
2. What's her name
3. My best friend's name is Molly
4. You are genius
5. He doesn't like pizza
6. Does she meditate in the morning
7. How cute she is
8. We go to school together
9. This is amazing
10. She is a yoga instructor



## English


## Punctuation-Commas

Date: \_\_\_\_\_ Day: \_\_\_\_\_ Month: \_\_\_\_\_

**Directions**

Place commas ( , ) where needed in the sentences below.

1. Dogs, cats and fish make good pets.
2. My favourite colors are green and red.
3. There are swings slides and bars at the park.
4. We need to take shoes shirts and pants for the trip.
5. Noor made rice beans and bread for dinner.
6. Rahim you should visit your grandmother this weekend.



## English


## Punctuation-Commas

Date: \_\_\_\_\_ Day: \_\_\_\_\_ Month: \_\_\_\_\_

**Directions**

Place commas in the correct place in each sentence.

1. I like to wear a T-shirt, shorts, cap and shoes.



2. Arms legs head hands and feet are parts of the body.

3. Sunday Monday Tuesday and Friday are days of the week.

4. Red blue orange green yellow and purple are colors.

5. Aqsa bought some apple grapes bananas and pears for her fruit salad.



6. Although she was tired Silah went to the party.

7. After the party Asma excitedly opened her presents.

8. The children who were in class six were very excited.

## English

## Punctuation-Commas

Date: \_\_\_\_\_ Day: \_\_\_\_\_ Month: \_\_\_\_\_

**Directions**

Read the sentences. Put the commas in the correct place.

1. The funfair is on March,30 2025.
2. We will eat cucumber carrots tomatoes and lettuce.
3. My parents will start cooking on March 29 2025.
4. My cousins will look for pink blue yellow and purple eggs.
5. Candy coins and toys will be hidden in the eggs.
6. They may get one two or three big eggs.
7. Bunnies chicks and ducks wait for us after our hunt.
8. We play with the animals eat candy and take naps.
9. The grown ups laugh talk and drink coffee.
10. Our next holiday will be on April 1 2025.

Date: \_\_\_\_\_ Day: \_\_\_\_\_ Month: \_\_\_\_\_

## Directions

Share your feeling about the English lesson plans by coloring the appropriate face.

Concept is clear 😊 Need more practise 😐 Concept not clear ☹️

Topics	How I Feel		
Compound Words	😊	😐	☹️
Masculine & Feminine	😊	😐	☹️
Opposite Words	😊	😐	☹️
Homophone	😊	😐	☹️
Past, Present & Future	😊	😐	☹️
Capitalization	😊	😐	☹️
Punctuation - Full Stop	😊	😐	☹️
Punctuation - Commas	😊	😐	☹️





English

## Making Sentences

Date: \_\_\_\_\_ Day: \_\_\_\_\_ Month: \_\_\_\_\_

## Directions

Look at the pictures in each row. Arrange and write the words to make sentences.

	The	sick.	boy	is
	The boy is sick.			
	apples.	three	There	are
	is	hat.	a	That
	like	I	to eat	apples.

English

## Making Sentences

Date: \_\_\_\_\_ Day: \_\_\_\_\_ Month: \_\_\_\_\_

## Directions

Arrange the given words to make a correct sentence.



orange

is

The

sweet.

The orange is sweet.



my

I

teeth.

brush



likes

to

He

read.



hot.

The

sun

is



English

## Making Sentences

Date: \_\_\_\_\_ Day: \_\_\_\_\_ Month: \_\_\_\_\_


## Directions

Arrange the given words to make correct sentences and punctuate (capitalization & period).



tree the green is

The tree is green.



slow turtle a is



is that house a



are flowers there



is car green this

## English

## Comprehension

Date: \_\_\_\_\_ Day: \_\_\_\_\_ Month: \_\_\_\_\_

**Directions**

Read the following passage and answer the questions given on the next page.

**Jack's Birdhouse**

Jack wants to build a birdhouse.

He gets some wood.

He gets some nails  
and paint.

His mom helps too.

She gets a saw and a hammer.

She gets a pencil and ruler.

Jack draws his birdhouse. They build it together.

Then they hang it up in a tree.

A bird goes into the bird house.

A second bird goes in. A third bird goes in.

A fourth bird goes in!

Jack and his mom look at each other.

They need a bigger birdhouse!



## English

## Comprehension

Date: \_\_\_\_\_ Day: \_\_\_\_\_ Month: \_\_\_\_\_

**Directions**

Complete the answers using the word bank below.

**Jack's Birdhouse (comprehension exercises)**

Q1: What does Jack want to build?

He wants to build a \_\_\_\_\_.

Q2: Who helps him?

His \_\_\_\_\_ helps him.

Q3: Where does he put the birdhouse when he is done?

He hangs it on a \_\_\_\_\_.

Q4: How many birds go into the birdhouse?

\_\_\_\_\_ go into the birdhouse.

Q5: What do Jack and his mom need?

They need a \_\_\_\_\_ birdhouse.

**WORD BANK**

birdhouse   bigger   mother   tree   four

**English****Comprehension**

Date: \_\_\_\_\_ Day: \_\_\_\_\_ Month: \_\_\_\_\_

## Directions

Draw a birdhouse you would like to make.



Write three things you would use to make your bird house?

1. \_\_\_\_\_
2. \_\_\_\_\_
3. \_\_\_\_\_

## English

## Comprehension - II

Date: \_\_\_\_\_ Day: \_\_\_\_\_ Month: \_\_\_\_\_

**Directions**

Read the short story. Then answer each question.

**The Thunderstorm**

The kids were outside playing catch. They heard a rumble in the sky.

They didn't want to stop playing, but they knew it wasn't safe to be out in a storm. Also, they did not want to get wet.



They decided to go inside and play a board game. They loved listening to the thunder as they played their game.

The kids went outside again after the storm had passed. They saw a rainbow!

**English****Comprehension - II**

Date: \_\_\_\_\_ Day: \_\_\_\_\_ Month: \_\_\_\_\_

**Directions**

Answer each questions using sentences.

1. What were the kids playing outside?

---

---

2. What did they hear?

---

---

3. Where did they go?

---

---

4. What did they play inside?

---

---

## English

## Comprehension - II

Date: \_\_\_\_\_ Day: \_\_\_\_\_ Month: \_\_\_\_\_

**Directions**

Read the poem. Then answer each question.

**My Little Kitty**

This is my little kitty, Belle.

Her fur is soft and white. She is very pretty.

Belle was sitting in her bed.

She saw a big rat and ran to catch it.

My kitty was too slow to catch the rat.

Belle sat on her bed again.

The rat ran past the cat again!



## English

## Comprehension - II

Date: \_\_\_\_\_ Day: \_\_\_\_\_ Month: \_\_\_\_\_

**Directions**

Answer each questions using sentences.

**Questions:**

1. What color is the kitty?

\_\_\_\_\_

2. What was the kitty sitting on?

\_\_\_\_\_

3. What did kitty see?

\_\_\_\_\_

4. Did the kitty catch the rat?

\_\_\_\_\_

5. What was kitty's name?

\_\_\_\_\_



English

## Question Words

Date: \_\_\_\_\_ Day: \_\_\_\_\_ Month: \_\_\_\_\_

**Directions**

Read the question words. Draw a line from the question word to complete each sentence.

Who one is your car?

When time is it?

What did this?

Which can we eat?

English

## Question Words

Date: \_\_\_\_\_ Day: \_\_\_\_\_ Month: \_\_\_\_\_

## Directions

Read the question words. Circle the correct question word for each sentence.

**When**

is the party?

Why

Why

are you late?

Who

Where

is your bag?

When

What

is the baby doing?

Which

English

## Question Words

Date: \_\_\_\_\_ Day: \_\_\_\_\_ Month: \_\_\_\_\_

## Directions

Read the question words. Write the question words to complete each question.

where

why

how

who

why

are you crying?

broke the toy?



do you feel today?

are you going?

[illegible]

English

## Picture Story - II

Date: \_\_\_\_\_ Day: \_\_\_\_\_ Month: \_\_\_\_\_

**Directions**

Write a title and a paragraph about the picture.



Title: \_\_\_\_\_

---

---

---

---

---

---

---

---

---

---

**English****Story Writing**

Date: \_\_\_\_\_ Day: \_\_\_\_\_ Month: \_\_\_\_\_

**Directions**

Imagine you wake up and are able to understand animals' language. Write your ideas in the organizer given below.

Title:	
Beginning:	
Middle:	
End:	

Now write your story using your ideas from the previous worksheet.



English


Draw and Write

Date: \_\_\_\_\_ Day: \_\_\_\_\_ Month: \_\_\_\_\_

## Directions

Draw something related to your first day at RLCP.

Draw a picture:

A large empty rectangular box with a black border, intended for a drawing. It occupies the lower half of the page.



English

Draw and Write

Date: \_\_\_\_\_ Day: \_\_\_\_\_ Month: \_\_\_\_\_

## Directions

Plan your story. Follow the pattern given below.

Title:

---

Topic sentence:

---

---

---

First,

---

Next,

---

Last,

---

Conclusion:

---

---

---

English

Draw and Write

Date \_\_\_\_\_ Day \_\_\_\_\_ Month \_\_\_\_\_

## Directions

Write your story.

Title:

---

---

---

---

---

---

---

---

---

---

---

---

Date: \_\_\_\_\_ Day: \_\_\_\_\_ Month: \_\_\_\_\_


## Directions

Share your feeling about the English lesson plans by coloring the appropriate face.

Concept is clear 😊 Need more practise 😐 Concept not clear ☹️

Topics	How I Feel		
Making Sentences	😊	😐	☹️
Comprehension	😊	😐	☹️
Comprehension - II	😊	😐	☹️
Question Words	😊	😐	☹️
Picture Story - I	😊	😐	☹️
Picture Story - II	😊	😐	☹️
Story Writing	😊	😐	☹️
Draw and Write	😊	😐	☹️

# MATH



# Table of Content

S.#	Weeks	Lessons	Topics
1	Week 1	Lesson 1	Numbers in words
2		Lesson 2	Even & Odd
3	Week 2	Lesson 3	Place Value 3 Digit
4		Lesson 4	Place Value
5	Week 3	Lesson 5	Place Value 4 Digit
6		Lesson 6	Place Value 4 Digit
7	Week 4	Lesson 7	Addition 4 Digits
8		Lesson 8	Subtraction 4 digit
9	Week 5	Lesson 9	Multiplication
10		Lesson 10	Division
11	Week 6	Lesson 11	Prime Numbers
12		Lesson 12	Composite Numbers
13	Week 7	Lesson 13	Factors
14		Lesson 14	Multiples

# Table of Content

S.#	Weeks	Lessons	Topics
15	Week 8	Lesson 15	Fractions (Comparing)
16		Lesson 16	Fractions (Proper and Improper)
17	Week 9	Lesson 17	Decimals
18		Lesson 18	Decimals
19	Week 10	Lesson 19	Measurement (m cm mm)
20		Lesson 20	Measurement (g kg)
21	Week 11	Lesson 21	Time (quarter to/quarter Past)
22		Lesson 22	Shapes
23	Week 12	Lesson 23	Faces & Vertices
24		Lesson 24	Area & Perimeter

**Math****Numbers in words**

Date: \_\_\_\_\_ Day: \_\_\_\_\_ Month: \_\_\_\_\_

**Directions**

Sequence the numbers from one to twenty.

one

five
three
sixteen
twelve
twenty
one
four
thirteen
fourteen
two
eight
nineteen
eighteen
six
nine
eleven
seven
fifteen
seventeen
ten

**Math****Numbers in words**

Date: \_\_\_\_\_ Day: \_\_\_\_\_ Month: \_\_\_\_\_

**Directions**

Complete the numbers in words.

1- O N E

11- E \_ \_ \_ N

2- T \_ \_

12- TW \_ \_ \_

3- T \_ \_ E

13- T \_ \_ TEEN

4- F \_ \_ R

14- FOUR \_ \_ \_

5- \_ \_ \_ E

15- FIF \_ \_ \_

6- \_ \_ \_

16- SIX \_ \_ \_

7- S \_ \_ N

17- SE \_ \_ \_ EN

8- E \_ \_ T

18- \_ \_ \_ \_ EEN

9- N \_ \_

19- \_ \_ \_ TEEN

10- \_ \_ \_

20- TW \_ \_ \_



**Math****Numbers in words**

Date: \_\_\_\_\_ Day: \_\_\_\_\_ Month: \_\_\_\_\_

**Directions**

Circle the number corresponding to its spelling.


- |           |    |    |     |
|-----------|----|----|-----|
| Ⓐ Eighty  | 14 | 80 | 17  |
| Ⓑ Thirty  | 2  | 30 | 8   |
| Ⓒ Hundred | 17 | 16 | 100 |
| Ⓓ Sixty   | 3  | 60 | 1   |
| Ⓔ Ninety  | 3  | 90 | 14  |
| Ⓕ Twenty  | 2  | 17 | 20  |
| Ⓖ Forty   | 17 | 6  | 40  |
| Ⓗ Seventy | 15 | 70 | 12  |
| Ⓘ Fifty   | 50 | 15 | 17  |

**Math****Even & Odd**

Date: \_\_\_\_\_ Day: \_\_\_\_\_ Month: \_\_\_\_\_

**Directions**

Color the EVEN numbers.

- A.  15 11 17
- B. 5 20 8 3
- C. 18 3 10 6
- D. 7 6 2 9
- E. 14 3 11 4
- F. 1 9 18 14

- G. 12 15 2 18
- H. 6 5 8 16
- I. 1 16 18 8
- J. 3 10 17 9
- K. 4 6 14 3
- L. 20 1 13 10

Color the ODD numbers.

- A. 9 19 17 3
- B. 10 15 7 16
- C. 3 1 8 6
- D. 8 19 16 3
- E. 17 4 9 10
- F. 6 8 20 5

- G. 3 20 14 4
- H. 1 20 2 6
- I. 8 10 4 15
- J. 19 9 18 13
- K. 10 14 8 6
- L. 7 4 3 16

**Math****Even & Odd**

Date: \_\_\_\_\_ Day: \_\_\_\_\_ Month: \_\_\_\_\_

**Directions**

Circle the EVEN numbers.

a)	48 58 13 11	b)	42 6 87 3
c)	9 4 78 43	d)	97 12 34 74
e)	41 9 2 20	f)	1 29 87 52
g)	1 7 95 74	h)	70 5 92 24
i)	87 54 81 86	g)	69 5 6 32

Circle the ODD numbers.

a)	76 5 43 52	b)	34 12 4 7
c)	91 37 78 71	d)	73 79 22 69
e)	6 26 16 63	f)	55 40 41 51
g)	7 62 25 74	h)	5 9 12 40
i)	100 57 49 6	g)	8 38 34 2

**Math****Place Value 3 Digit**

Date: \_\_\_\_\_ Day: \_\_\_\_\_ Month: \_\_\_\_\_

**Directions**

Break the numbers into ones,tens and hundreds.

<b>Numerals</b>	<b>H</b>	<b>T</b>	<b>O</b>
126	1	2	6
131			
389			
450			
184			
581			
203			
733			
111			

**Math****Place Value 3 Digit**

Date: \_\_\_\_\_ Day: \_\_\_\_\_ Month: \_\_\_\_\_

**Directions**

Write the numbers in numerals.

IN WORDS	IN NUMERALS
One hundred eleven	111
One hundred twenty six	
One hundred fifty three	
One hundred one	
Four hundred forty nine	
Five hundred seventy two	
One hundred thirty eight	
Seven hundred ninety six	
Three hundred eighty eight	
Seven hundred seventy six	

**Math****Place Value**

Date: \_\_\_\_\_ Day: \_\_\_\_\_ Month: \_\_\_\_\_

**Directions**

Draw a line to match the numbers.

785

925

355

553

653

556

445

495

236

285

768

Four hundred and forty five

Five hundred and fifty three

Four hundred and ninety five

Seven hundred and eighty five

Five hundred and fifty six

Seven hundred and sixty eight

Two hundred and thirty six

Six hundred and fifty three

Two hundred and eighty five

Three hundred and fifty five

Nine hundred and twenty five

**Math****Place Value**

Date: \_\_\_\_\_ Day: \_\_\_\_\_ Month: \_\_\_\_\_

**Directions**

Write the following numbers in words.

In Numerals	In Words
621	Six hundred and twenty one
503	
654	
358	
265	
692	
363	
149	
786	
895	

## Math

## Place Value 4 Digit

Date: \_\_\_\_\_ Day: \_\_\_\_\_ Month: \_\_\_\_\_

## Directions

Look at the underlined digit. What place is it in? Write Th (Thousands), H (Hundred), T (Tens), or O (ones).

<u>3</u> 839 <u>TH</u>	929 <u>2</u> _____	<u>1</u> 957 _____	<u>3</u> 594 _____
<u>6</u> 492 _____	55 <u>7</u> 3 _____	46 <u>0</u> 5 _____	3 <u>6</u> 49 _____
827 <u>4</u> _____	3 <u>5</u> 64 _____	<u>7</u> 456 _____	875 <u>4</u> _____
<u>7</u> 457 _____	4 <u>8</u> 73 _____	35 <u>4</u> 5 _____	383 <u>9</u> _____



**Math****Place Value 4 Digit**

Date: \_\_\_\_\_ Day: \_\_\_\_\_ Month: \_\_\_\_\_

**Directions**

Write these numbers in expanded form.

2,612 =  Thousands+  Hundreds+  Ten+  Ones2165 =  Thousands+  Hundred+  Tens+  Ones7122 =  Thousands+  Hundred+  Tens+  Ones2399 =  Thousands+  Hundreds+  Tens+  Ones7748 =  Thousands+  Hundreds+  Tens+  Ones9973 =  Thousands+  Hundreds+  Tens+  Ones2255 =  Thousands+  Hundreds+  Tens+  Ones3289 =  Thousands+  Hundreds+  Tens+  Ones6696 =  Thousands+  Hundreds+  Tens+  Ones

**Math****Place Value 4 Digit**

Date: \_\_\_\_\_ Day: \_\_\_\_\_ Month: \_\_\_\_\_

**Directions**

Write the following numbers in words.

In Numerals	In Words
1781	One thousand, seven hundred and eighty one
5503	
4654	
3858	
2675	
7692	
3643	
9149	
7686	
3895	

**Math****Place Value 4 Digit**

Date: \_\_\_\_\_ Day: \_\_\_\_\_ Month: \_\_\_\_\_

**Directions**

Write these numbers in expanded form.

1)	5724	=	<b>5 thousands + 7 hundreds + 2 tens + 4 ones</b>
2)	2361	=	
3)	4908	=	
4)	1076	=	
5)	4285	=	
6)	3294	=	
7)	4209	=	
8)	5703	=	
9)	1219	=	
10)	2561	=	
11)	4802	=	
12)	2056	=	

## Math

## Addition 4 Digits

Date: \_\_\_\_\_ Day: \_\_\_\_\_ Month: \_\_\_\_\_

## Directions

Add the following numbers.

$$\begin{array}{r} 1731 \\ + 8224 \\ \hline 9955 \end{array}$$

$$\begin{array}{r} 6261 \\ + 3411 \\ \hline \end{array}$$

$$\begin{array}{r} 4133 \\ + 1145 \\ \hline \end{array}$$

$$\begin{array}{r} 2151 \\ + 2245 \\ \hline \end{array}$$

$$\begin{array}{r} 2413 \\ + 5131 \\ \hline \end{array}$$

$$\begin{array}{r} 3312 \\ + 5131 \\ \hline \end{array}$$

$$\begin{array}{r} 2470 \\ + 5119 \\ \hline \end{array}$$

$$\begin{array}{r} 3524 \\ + 6252 \\ \hline \end{array}$$

$$\begin{array}{r} 7143 \\ + 1345 \\ \hline \end{array}$$

## Math

## Addition 4 Digits

Date: \_\_\_\_\_ Day: \_\_\_\_\_ Month: \_\_\_\_\_

## Directions

Add the following numbers.

$$\begin{array}{r} \overset{1}{1}835 \\ + 8224 \\ \hline 10059 \end{array}$$

$$\begin{array}{r} 6261 \\ + 5411 \\ \hline \end{array}$$

$$\begin{array}{r} 8633 \\ + 1173 \\ \hline \end{array}$$

$$\begin{array}{r} 8096 \\ + 2245 \\ \hline \end{array}$$

$$\begin{array}{r} 6413 \\ + 5131 \\ \hline \end{array}$$

$$\begin{array}{r} 3862 \\ + 5131 \\ \hline \end{array}$$

$$\begin{array}{r} 2470 \\ + 4149 \\ \hline \end{array}$$

$$\begin{array}{r} 3524 \\ + 6622 \\ \hline \end{array}$$

$$\begin{array}{r} 7143 \\ + 1399 \\ \hline \end{array}$$

**Math****Addition 5 Digits**

Date: \_\_\_\_\_ Day: \_\_\_\_\_ Month: \_\_\_\_\_

**Directions**

Add the following numbers.

$$\begin{array}{r} 31535 \\ + 68224 \\ \hline 99759 \end{array}$$

$$\begin{array}{r} 71261 \\ + 24411 \\ \hline \end{array}$$

$$\begin{array}{r} 18633 \\ + 11163 \\ \hline \end{array}$$

$$\begin{array}{r} 08093 \\ + 91205 \\ \hline \end{array}$$

$$\begin{array}{r} 32413 \\ + 45131 \\ \hline \end{array}$$

$$\begin{array}{r} 23862 \\ + 45131 \\ \hline \end{array}$$

$$\begin{array}{r} 42430 \\ + 74149 \\ \hline \end{array}$$

$$\begin{array}{r} 83584 \\ + 06222 \\ \hline \end{array}$$

$$\begin{array}{r} 37143 \\ + 51399 \\ \hline \end{array}$$

**Math****Subtraction 4 digits**

Date: \_\_\_\_\_ Day: \_\_\_\_\_ Month: \_\_\_\_\_

**Directions**

Subtract the following numbers.

$$\begin{array}{r} 8731 \\ -1200 \\ \hline \end{array}$$

**7531**

$$\begin{array}{r} 6261 \\ -3011 \\ \hline \end{array}$$

$$\begin{array}{r} 4133 \\ -1122 \\ \hline \end{array}$$

$$\begin{array}{r} 2155 \\ -2043 \\ \hline \end{array}$$

$$\begin{array}{r} 7493 \\ -5131 \\ \hline \end{array}$$

$$\begin{array}{r} 6342 \\ -5131 \\ \hline \end{array}$$

$$\begin{array}{r} 7470 \\ -5310 \\ \hline \end{array}$$

$$\begin{array}{r} 7564 \\ -6252 \\ \hline \end{array}$$

$$\begin{array}{r} 7447 \\ -1345 \\ \hline \end{array}$$

**Math****Subtraction 4 digits**

Date: \_\_\_\_\_ Day: \_\_\_\_\_ Month: \_\_\_\_\_

**Directions**

Subtract the following numbers.

$$\begin{array}{r}
 \overset{\textcircled{8}}{9} \overset{\textcircled{9}}{0} \overset{\textcircled{1}}{\overset{\textcircled{7}}{8}} \overset{1}{0} \\
 - 4789 \\
 \hline
 4291
 \end{array}$$

$$\begin{array}{r}
 9070 \\
 - 4469 \\
 \hline
 \end{array}$$

$$\begin{array}{r}
 9060 \\
 - 3569 \\
 \hline
 \end{array}$$

$$\begin{array}{r}
 9080 \\
 - 2978 \\
 \hline
 \end{array}$$

$$\begin{array}{r}
 9050 \\
 - 1388 \\
 \hline
 \end{array}$$

$$\begin{array}{r}
 9040 \\
 - 4779 \\
 \hline
 \end{array}$$

$$\begin{array}{r}
 9060 \\
 - 2978 \\
 \hline
 \end{array}$$

$$\begin{array}{r}
 9070 \\
 - 1776 \\
 \hline
 \end{array}$$

$$\begin{array}{r}
 9060 \\
 - 2964 \\
 \hline
 \end{array}$$



**Math****Subtraction 5 digits**

Date: \_\_\_\_\_ Day: \_\_\_\_\_ Month: \_\_\_\_\_

**Directions**

Subtract the following numbers.

$$\begin{array}{r} 98731 \\ - 01200 \\ \hline \end{array}$$

**97531**

$$\begin{array}{r} 36261 \\ - 23011 \\ \hline \end{array}$$

$$\begin{array}{r} 74133 \\ - 31122 \\ \hline \end{array}$$

$$\begin{array}{r} 62155 \\ - 62043 \\ \hline \end{array}$$

$$\begin{array}{r} 77493 \\ - 25131 \\ \hline \end{array}$$

$$\begin{array}{r} 86342 \\ - 15131 \\ \hline \end{array}$$

$$\begin{array}{r} 57070 \\ - 35310 \\ \hline \end{array}$$

$$\begin{array}{r} 97524 \\ - 26252 \\ \hline \end{array}$$

$$\begin{array}{r} 37047 \\ - 21345 \\ \hline \end{array}$$

Date: \_\_\_\_\_ Day: \_\_\_\_\_ Month: \_\_\_\_\_

## Directions

Share your feeling about the Math lesson plans by coloring the appropriate face.

Concept is clear 😊 Need more practise 😐 Concept not clear ☹️

Topics	How I Feel		
Numbers in words	😊	😐	☹️
Even & Odd	😊	😐	☹️
Place Value 3 Digit	😊	😐	☹️
Place Value	😊	😐	☹️
Place Value 4 Digit	😊	😐	☹️
Place Value 4 Digit	😊	😐	☹️
Addition 4 Digits	😊	😐	☹️
Subtraction 4 digit	😊	😐	☹️

**Math****Multiplication**

Date: \_\_\_\_\_ Day: \_\_\_\_\_ Month: \_\_\_\_\_

**Directions**

Multiply the following numbers.

$$\begin{array}{r} 110 \\ \times 4 \\ \hline 440 \end{array}$$

$$\begin{array}{r} 203 \\ \times 2 \\ \hline \end{array}$$

$$\begin{array}{r} 213 \\ \times 2 \\ \hline \end{array}$$

$$\begin{array}{r} 102 \\ \times 4 \\ \hline \end{array}$$

$$\begin{array}{r} 230 \\ \times 3 \\ \hline \end{array}$$

$$\begin{array}{r} 122 \\ \times 4 \\ \hline \end{array}$$

$$\begin{array}{r} 112 \\ \times 2 \\ \hline \end{array}$$

$$\begin{array}{r} 302 \\ \times 2 \\ \hline \end{array}$$

$$\begin{array}{r} 100 \\ \times 3 \\ \hline \end{array}$$

**Math****Multiplication**

Date: \_\_\_\_\_ Day: \_\_\_\_\_ Month: \_\_\_\_\_

**Directions**

Multiply the following numbers.

$$\begin{array}{r} 110 \\ \times 5 \\ \hline 550 \end{array}$$

$$\begin{array}{r} 203 \\ \times 6 \\ \hline \end{array}$$

$$\begin{array}{r} 213 \\ \times 7 \\ \hline \end{array}$$

$$\begin{array}{r} 102 \\ \times 8 \\ \hline \end{array}$$

$$\begin{array}{r} 230 \\ \times 9 \\ \hline \end{array}$$

$$\begin{array}{r} 122 \\ \times 5 \\ \hline \end{array}$$

$$\begin{array}{r} 112 \\ \times 6 \\ \hline \end{array}$$

$$\begin{array}{r} 302 \\ \times 7 \\ \hline \end{array}$$

$$\begin{array}{r} 100 \\ \times 8 \\ \hline \end{array}$$

## Math

## Division

Date: \_\_\_\_\_ Day: \_\_\_\_\_ Month: \_\_\_\_\_

## Directions

Solve the division sums given below.

a.

$$\begin{array}{r} 130 \\ 4 \overline{) 520} \end{array}$$

$$\begin{array}{r} 4 \\ \hline 12 \\ 12 \\ \hline 0 \\ 0 \\ \hline \times \end{array}$$

b.

$$\begin{array}{r} \phantom{00} \\ 5 \overline{) 735} \end{array}$$

c.

$$\begin{array}{r} \phantom{00} \\ 5 \overline{) 495} \end{array}$$

e.

$$\begin{array}{r} \phantom{00} \\ 3 \overline{) 810} \end{array}$$

f.

$$\begin{array}{r} \phantom{00} \\ 2 \overline{) 244} \end{array}$$

g.

$$\begin{array}{r} \phantom{00} \\ 4 \overline{) 808} \end{array}$$

## Math

## Division

Date: \_\_\_\_\_ Day: \_\_\_\_\_ Month: \_\_\_\_\_

## Directions

Solve the division sums given below.

a.

$$\begin{array}{r} 86 \\ 6 \overline{)520} \end{array}$$

$$\begin{array}{r} 48 \\ \hline 040 \\ 36 \\ \hline 4 \end{array}$$

b.

$$\begin{array}{r} \phantom{00} \\ 7 \overline{)735} \end{array}$$

c.

$$\begin{array}{r} \phantom{00} \\ 9 \overline{)495} \end{array}$$

e.

$$\begin{array}{r} \phantom{00} \\ 8 \overline{)810} \end{array}$$

f.

$$\begin{array}{r} \phantom{00} \\ 7 \overline{)244} \end{array}$$

g.

$$\begin{array}{r} \phantom{00} \\ 9 \overline{)808} \end{array}$$

**Math****Prime Numbers**

Date: \_\_\_\_\_ Day: \_\_\_\_\_ Month: \_\_\_\_\_

**Directions**

Circle the prime numbers.

18

27

23

8

7

33

39

37

22

16

3

6

9

5

11

30

41

36

25

29

17

32

38

13

47

30

38

28

16

40

5

25

35

45

15

16

4

2

12

18

**Math****Prime Numbers**

Date: \_\_\_\_\_ Day: \_\_\_\_\_ Month: \_\_\_\_\_

**Directions**

Color the prime numbers in each set.

A. 71 69 83 25 29 82 93

B. 18 10 55 11 87 12 22

---

C. 16 2 13 73 57 81 37

D. 51 27 97 91 30 41 90



**Math****Composite Numbers**

Date: \_\_\_\_\_ Day: \_\_\_\_\_ Month: \_\_\_\_\_

**Directions**

Color the composite numbers in table.

1	2	3	4	5	6	7	8	9	10
11	12	13	14	15	16	17	18	19	20
21	22	23	24	25	26	27	28	29	30
31	32	33	34	35	36	37	38	39	40
41	42	43	44	45	46	47	48	49	50
51	52	53	54	55	56	57	58	59	60
61	62	63	64	65	66	67	68	69	70
71	72	73	74	75	76	77	78	79	80
81	82	83	84	85	86	87	88	89	90
91	92	93	94	95	96	97	98	99	100

**Math****Composite Numbers**

Date: \_\_\_\_\_ Day: \_\_\_\_\_ Month: \_\_\_\_\_

**Directions**

Circle all the composite numbers.

33	15	45	7	19	23
18		17	18	5	40
	45	18	16	52	
43		23			10
	22	46	63	72	
50					91
	49	18	90		
	2				97
29	11	31	25	18	49

Circle the smallest composite number.

84      91      83      79      89      99

Circle the greatest composite number.

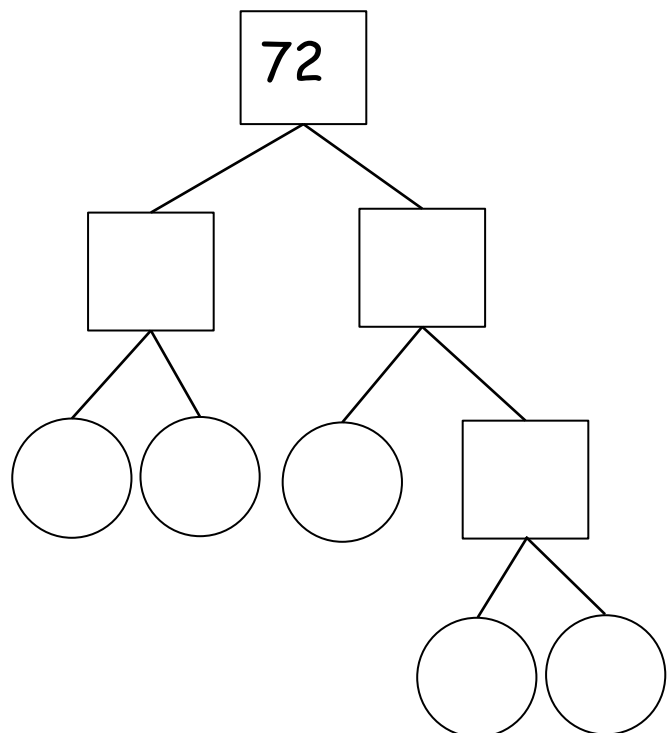
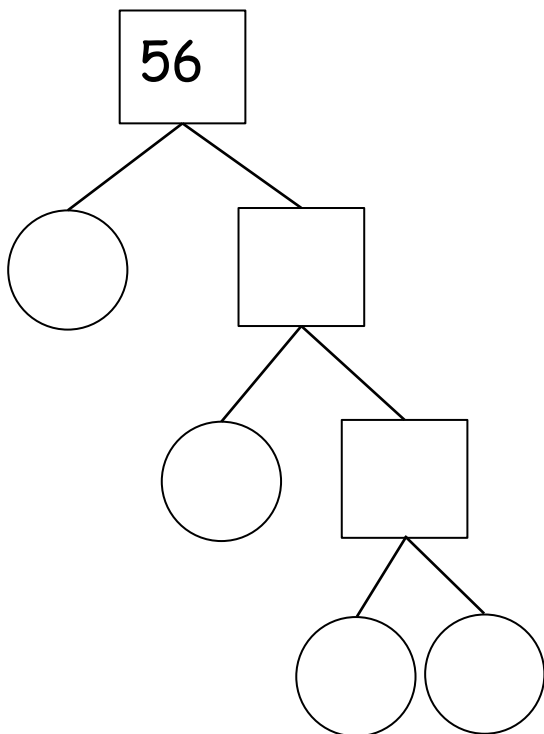
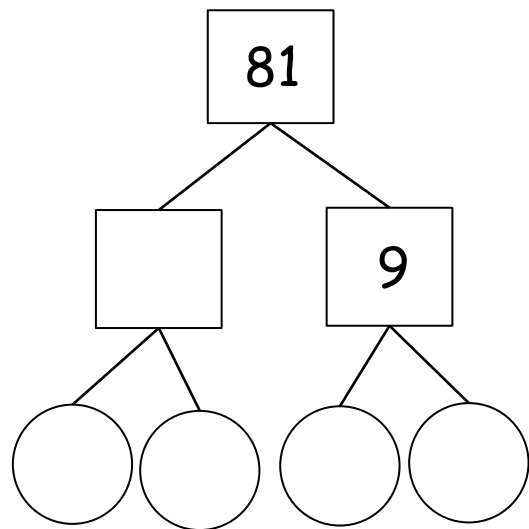
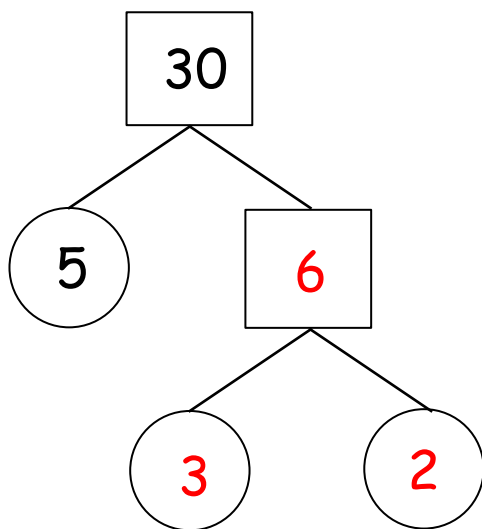
79      90      85      88      97      89

**Math****Factors**

Date: \_\_\_\_\_ Day: \_\_\_\_\_ Month: \_\_\_\_\_

**Directions**

Complete the factor tree to find the prime factors of each number.



## Math

## Factors

Date: \_\_\_\_\_ Day: \_\_\_\_\_ Month: \_\_\_\_\_

## Directions

List the factor pair of each number.

A. (18)

1 & 182 & 93 & 6

\_\_\_\_\_

B. (32)

\_\_\_\_\_ &amp; \_\_\_\_\_

\_\_\_\_\_ &amp; \_\_\_\_\_

\_\_\_\_\_ &amp; \_\_\_\_\_

\_\_\_\_\_

C. (12)

\_\_\_\_\_ &amp; \_\_\_\_\_

\_\_\_\_\_ &amp; \_\_\_\_\_

\_\_\_\_\_ &amp; \_\_\_\_\_

\_\_\_\_\_

D. (20)

\_\_\_\_\_ &amp; \_\_\_\_\_

\_\_\_\_\_ &amp; \_\_\_\_\_

\_\_\_\_\_ &amp; \_\_\_\_\_

\_\_\_\_\_

E. (16)

\_\_\_\_\_ &amp; \_\_\_\_\_

\_\_\_\_\_ &amp; \_\_\_\_\_

\_\_\_\_\_ &amp; \_\_\_\_\_

\_\_\_\_\_

F. (28)

\_\_\_\_\_ &amp; \_\_\_\_\_

\_\_\_\_\_ &amp; \_\_\_\_\_

\_\_\_\_\_ &amp; \_\_\_\_\_

\_\_\_\_\_

G. (34)

\_\_\_\_\_ &amp; \_\_\_\_\_

\_\_\_\_\_ &amp; \_\_\_\_\_

\_\_\_\_\_ &amp; \_\_\_\_\_

\_\_\_\_\_

H. (15)

\_\_\_\_\_ &amp; \_\_\_\_\_

\_\_\_\_\_ &amp; \_\_\_\_\_

\_\_\_\_\_ &amp; \_\_\_\_\_

\_\_\_\_\_

I. (27)

\_\_\_\_\_ &amp; \_\_\_\_\_

\_\_\_\_\_ &amp; \_\_\_\_\_

\_\_\_\_\_ &amp; \_\_\_\_\_

\_\_\_\_\_

**Math****Factors**

Date: \_\_\_\_\_ Day: \_\_\_\_\_ Month: \_\_\_\_\_

**Directions**

Write the factors and identify it is a prime or composite number.

Number	Factors	Prime or Composite
25	1 , 5 , 25	Composite
36		
43		
47		
51		
55		
59		
60		
61		

**Math****Multiples**

Date: \_\_\_\_\_ Day: \_\_\_\_\_ Month: \_\_\_\_\_

**Directions**

Write the missing numbers in each set of multiples.

Multiples of 3

3	6	9	12	15	18	21	24
---	---	---	----	----	----	----	----

Multiples of 4

		12					
--	--	----	--	--	--	--	--

Multiples of 5

				25		35	
--	--	--	--	----	--	----	--

Multiples of 9

	18						72
--	----	--	--	--	--	--	----

Multiples of 11

22						88	
----	--	--	--	--	--	----	--

Multiples of 15

		45			90		
--	--	----	--	--	----	--	--

Multiples of 25

			100			175	
--	--	--	-----	--	--	-----	--

Multiples of 30

	60		120				
--	----	--	-----	--	--	--	--

Multiples of 40

		120	160			280	
--	--	-----	-----	--	--	-----	--

**Math****Multiples**

Date: \_\_\_\_\_ Day: \_\_\_\_\_ Month: \_\_\_\_\_

**Directions**

1) Write the multiples of 3 between 10 and 30.

, , , , , 

2) Write the multiples of 4 between 15 and 40.

, , , , , 

3) Write the multiples of 5 between 20 and 55.

, , , , , 

4) Write the multiples of 9 between 30 and 90

, , , , , 

5) 10, 15, 20 ,30 are multiples of \_\_\_\_\_

6) 12, 15, 18 ,21 are multiples of \_\_\_\_\_

7) 10, 20, 30 ,40 are multiples of \_\_\_\_\_

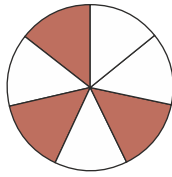
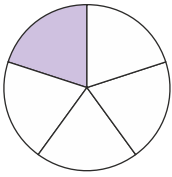
8) 12, 24, 36 ,42 are multiples of \_\_\_\_\_

**Math****Fractions (Comparing)**

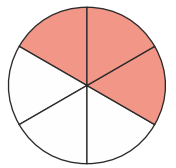
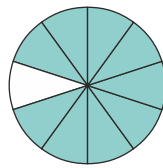
Date: \_\_\_\_\_ Day: \_\_\_\_\_ Month: \_\_\_\_\_

**Directions**Compare the fractions and write  $>$ ,  $<$  or  $=$  in the box.

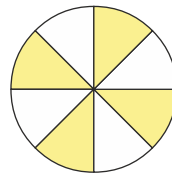
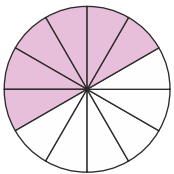
1.



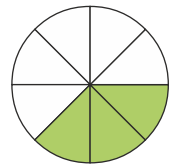
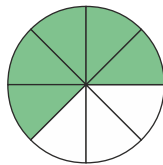
6.



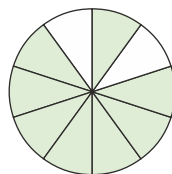
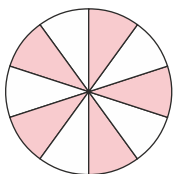
2.



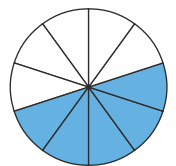
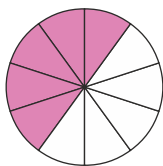
7.



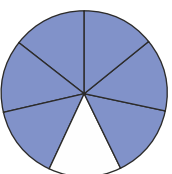
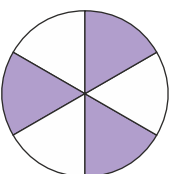
3.



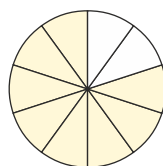
8.



4.



9.



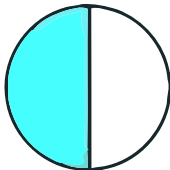
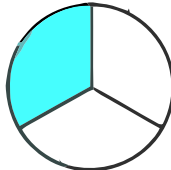
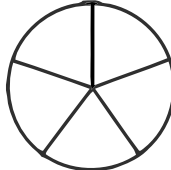
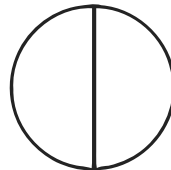

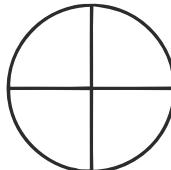

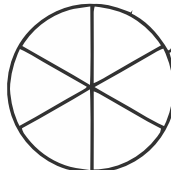


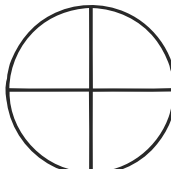

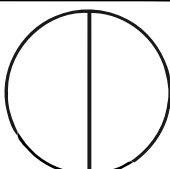
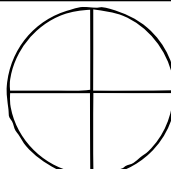
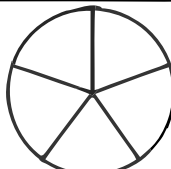
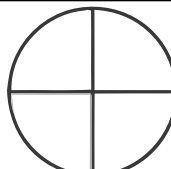
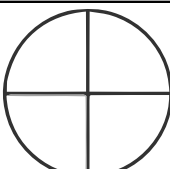
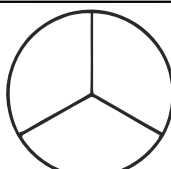

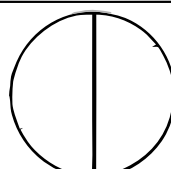


**Math****Fractions (Comparing)**

Date: \_\_\_\_\_ Day: \_\_\_\_\_ Month: \_\_\_\_\_

**Directions**

Color the fraction diagram. Compare the fractions and use the symbols ( $>$ ,  $<$  or  $=$ ).


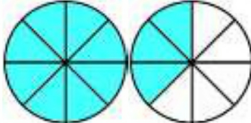
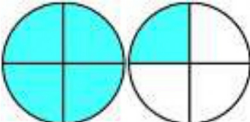


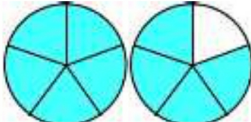
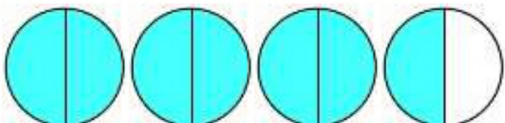
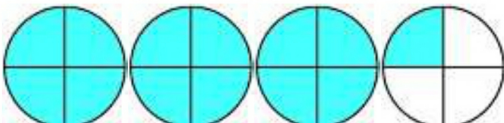
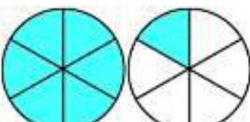
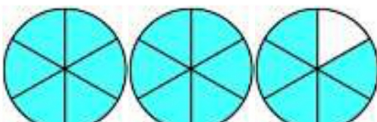
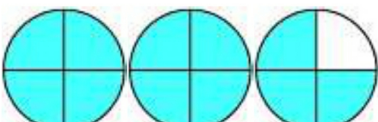
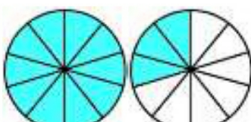
1)  $\frac{1}{2}$	$>$	 $\frac{1}{3}$	6)  $\frac{2}{5}$	$<$	 $\frac{1}{2}$
2)  $\frac{1}{3}$	$<$	 $\frac{1}{4}$	7)  $\frac{1}{3}$	$<$	 $\frac{2}{6}$
3)  $\frac{1}{5}$	$<$	 $\frac{1}{3}$	8)  $\frac{1}{4}$	$<$	 $\frac{1}{5}$
4)  $\frac{1}{2}$	$<$	 $\frac{2}{4}$	9)  $\frac{3}{5}$	$<$	 $\frac{3}{4}$
5)  $\frac{3}{4}$	$<$	 $\frac{2}{3}$	10)  $\frac{5}{6}$	$<$	 $\frac{2}{2}$

**Math****Fractions (Proper and Improper)**

Date: \_\_\_\_\_ Day: \_\_\_\_\_ Month: \_\_\_\_\_

**Directions**

Use the fraction diagrams to work out the mixed numbers.

1)  $\frac{7}{3} = 2 \frac{1}{3}$	7)  $\frac{11}{8} =$
2)  $\frac{5}{4} =$	8)  $\frac{8}{3} =$
3)  $\frac{12}{5} =$	9)  $\frac{9}{5} =$
4)  $\frac{7}{2} =$	10)  $\frac{13}{4} =$
5)  $\frac{7}{6} =$	11)  $\frac{17}{6} =$
6)  $\frac{11}{4} =$	12)  $\frac{13}{10} =$

**Math****Fractions (Proper and Improper)**

Date: \_\_\_\_\_ Day: \_\_\_\_\_ Month: \_\_\_\_\_

**Directions**

Identify whether the following are Proper or Improper fractions. Write "P" for Proper and "I" for Improper fractions.

1.  $\frac{1}{2}$

2.  $\frac{4}{3}$

3.  $\frac{5}{6}$

4.  $\frac{7}{9}$

5.  $\frac{2}{5}$

6.  $\frac{2}{7}$

7.  $\frac{3}{8}$

8.  $\frac{2}{9}$

9.  $\frac{7}{10}$

10.  $\frac{10}{7}$

11.  $\frac{5}{2}$

12.  $\frac{7}{2}$

13.  $\frac{4}{3}$

14.  $\frac{1}{6}$

15.  $\frac{6}{4}$

16.  $\frac{7}{4}$

17.  $\frac{9}{4}$

18.  $\frac{4}{9}$



Date: \_\_\_\_\_ Day: \_\_\_\_\_ Month: \_\_\_\_\_

## Directions

Share your feeling about the Math lesson plans by coloring the appropriate face.

Concept is clear 😊 Need more practise 😐 Concept not clear ☹️

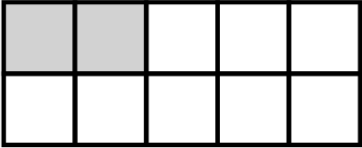
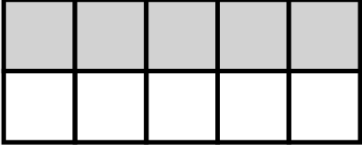


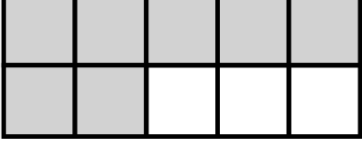

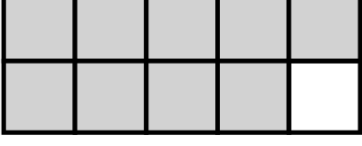

Topics	How I Feel		
Multiplication	😊	😐	☹️
Division	😊	😐	☹️
Prime Numbers	😊	😐	☹️
Composite Numbers	😊	😐	☹️
Factors	😊	😐	☹️
Multiples	😊	😐	☹️
Fractions (Comparing)	😊	😐	☹️
Fractions (Proper and Improper)	😊	😐	☹️

**Math****Decimals**

Date: \_\_\_\_\_ Day: \_\_\_\_\_ Month: \_\_\_\_\_

**Directions**

Look at the shaded portion and write as decimals.

Model	Decimal
	0.2
	
	
	
	
	
	
	






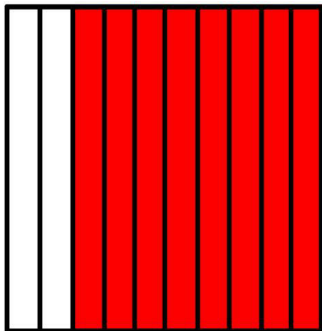






## Math

## Decimals

Date: \_\_\_\_\_ Day: \_\_\_\_\_ Month: \_\_\_\_\_

## Directions

Write the decimal and the fraction for each square.

<p>a.</p>  <p>0.9</p> <p>_____</p>	<p>b.</p>  <p>_____</p>	<p>c.</p>  <p>_____</p>	<p>d.</p>  <p>_____</p>
<p>e.</p>  <p>_____</p>	<p>f.</p>  <p>_____</p>	<p>g.</p>  <p>_____</p>	<p>h.</p>  <p>_____</p>
<p>i.</p>  <p>_____</p>	<p>j.</p>  <p>_____</p>	<p>k.</p>  <p>_____</p>	<p>l.</p>  <p>_____</p>

## Math

## Decimals

Date: \_\_\_\_\_ Day: \_\_\_\_\_ Month: \_\_\_\_\_

## Directions

Express each of the followings as fractions.

1.  $0.08 = \frac{8}{100}$

3.  $3.9 =$  \_\_\_\_\_

5.  $0.1 =$  \_\_\_\_\_

7.  $2.47 =$  \_\_\_\_\_

9.  $23.66 =$  \_\_\_\_\_

11.  $0.80 =$  \_\_\_\_\_

13.  $0.61 =$  \_\_\_\_\_

15.  $0.2 =$  \_\_\_\_\_

17.  $3.76 =$  \_\_\_\_\_

19.  $88.23 =$  \_\_\_\_\_

2.  $0.18 =$  \_\_\_\_\_

4.  $0.98 =$  \_\_\_\_\_

6.  $0.27 =$  \_\_\_\_\_

8.  $10.9 =$  \_\_\_\_\_

10.  $0.72 =$  \_\_\_\_\_

12.  $4.68 =$  \_\_\_\_\_

14.  $0.42 =$  \_\_\_\_\_

16.  $0.09 =$  \_\_\_\_\_

18.  $0.11 =$  \_\_\_\_\_

20.  $0.39 =$  \_\_\_\_\_

**Math****Decimals**

Date: \_\_\_\_\_ Day: \_\_\_\_\_ Month: \_\_\_\_\_

**Directions**

Express each of the followings as decimals.

1.  $\frac{73}{100} = \underline{0.73}$

2.  $\frac{9}{100} = \underline{\hspace{2cm}}$

3.  $\frac{16}{100} = \underline{\hspace{2cm}}$

4.  $\frac{6}{100} = \underline{\hspace{2cm}}$

5.  $1\frac{16}{100} = \underline{\hspace{2cm}}$

6.  $4\frac{5}{100} = \underline{\hspace{2cm}}$

7.  $3\frac{29}{100} = \underline{\hspace{2cm}}$

8.  $\frac{13}{100} = \underline{\hspace{2cm}}$

Express each of the followings as fractions.

9.  $0.38 = \underline{\hspace{2cm}}$

10.  $0.06 = \underline{\hspace{2cm}}$

11.  $0.05 = \underline{\hspace{2cm}}$

12.  $1.01 = \underline{\hspace{2cm}}$

13.  $0.54 = \underline{\hspace{2cm}}$

14.  $14.564 = \underline{\hspace{2cm}}$

15.  $3.07 = \underline{\hspace{2cm}}$

16.  $0.786 = \underline{\hspace{2cm}}$



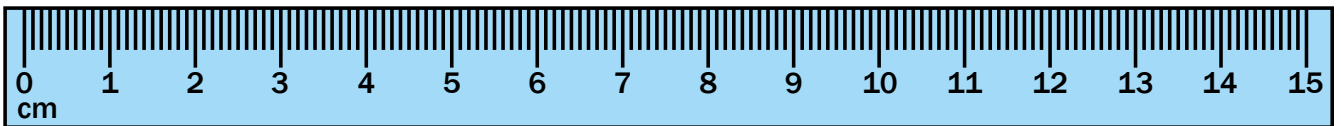
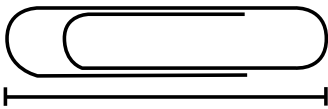
**Math****Measurement (m cm mm)**

Date: \_\_\_\_\_ Day: \_\_\_\_\_ Month: \_\_\_\_\_

**Directions**

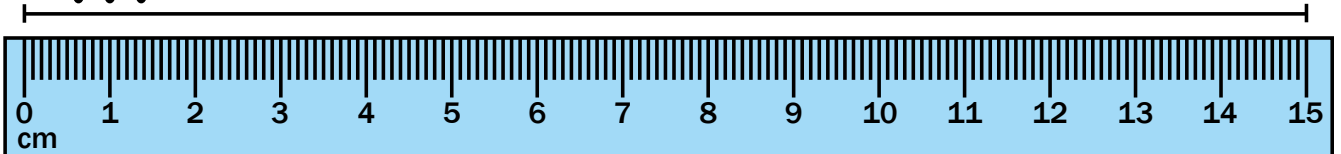
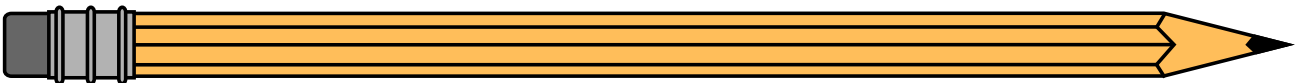
Measure each object with the ruler shown. Round to the nearest centimetre.

a.

**3.8 cm**

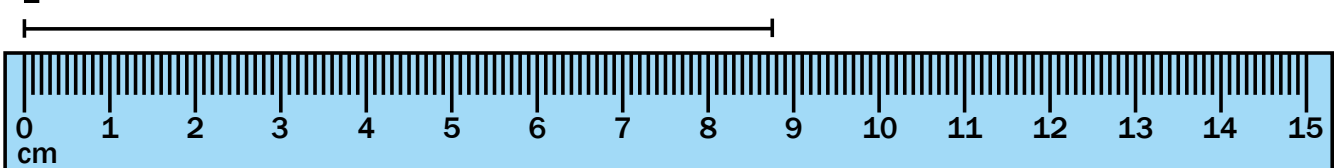

\_\_\_\_\_

b.



\_\_\_\_\_

c.






\_\_\_\_\_

**Math****Measurement (m cm mm)**

Date: \_\_\_\_\_ Day: \_\_\_\_\_ Month: \_\_\_\_\_

**Directions**

Circle the correct measurement unit under each picture.

Distance between two continents 	Distance of a marathon race 	Length of a baby's feet 
cm / m / <u>km</u>	cm / m / km	cm / m / km
Length of a dolphin 	Width of a towel 	Length of a sailboat 
cm / m / km	cm / m / km	cm / m / km
Size of a frying pan 	Length of a golf course 	Height of a door 
cm / m / km	cm / m / km	cm / m / km

**Math****Measurement (m cm mm)**

Date: \_\_\_\_\_ Day: \_\_\_\_\_ Month: \_\_\_\_\_

**Directions**

Circle the correct answers.










a) 1 m	<u>is longer than</u> / shorter than / the same as	10 cm
b) 2 m	is longer than / shorter than / the same as	1 km
c) 1,000 m	is longer than / shorter than / the same as	1 km
d) 6 m	is longer than / shorter than / the same as	500 cm
e) 5 cm	is longer than / shorter than / the same as	1 m
f) 60 m	is longer than / shorter than / the same as	60 cm
g) 2 km	is longer than / shorter than / the same as	200 m
h) 2 m	is longer than / shorter than / the same as	20 cm
i) 2,000 m	is longer than / shorter than / the same as	20 km
j) 1 m	is longer than / shorter than / the same as	150 cm
k) 6 km	is longer than / shorter than / the same as	600 m
l) 40 m	is longer than / shorter than / the same as	4,000 cm
m) 100 m	is longer than / shorter than / the same as	1 km
n) 50 m	is longer than / shorter than / the same as	1 km
o) 2,000 m	is longer than / shorter than / the same as	2 km

**Math****Measurement (g kg)**

Date: \_\_\_\_\_ Day: \_\_\_\_\_ Month: \_\_\_\_\_

**Directions**

Fill in the proper unit (g or kg) for the weight of each object.

A tape dispenser: 780 <u>g</u> 	A bar of soap: 250 _____ 	A book: 550 _____ 
A pair of scissors: 180 _____ 	A baby girl: 6 _____ 	A fridge: 80 _____ 
A guitar: 3 _____ 	A dumbbell: 5 _____ 	A towel: 650 _____ 

Draw something that weighs 10 grams and 10 kilograms.

10 grams










10 kilograms

**Math****Measurement (g kg)**

Date: \_\_\_\_\_ Day: \_\_\_\_\_ Month: \_\_\_\_\_

**Directions**

Fill in the proper unit (g or kg) for the weight of each object.

A ice-cream: 250 <u>g</u> 	A hammer: 2 _____ 	A boy: 20 _____ 
An alarm clock: 450 _____ 	A paintbrush: 150 _____ 	A picture frame: 1 _____ 
A bread: 680 _____ 	A laptop: 4 _____ 	A wheel: 10 _____ 

Draw something that weighs 1 gram and 1 kilogram

1 gram

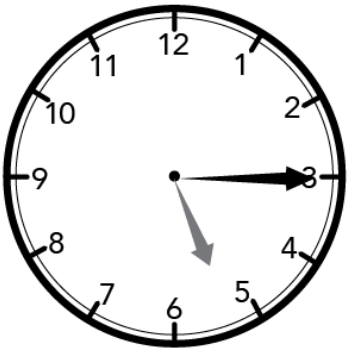
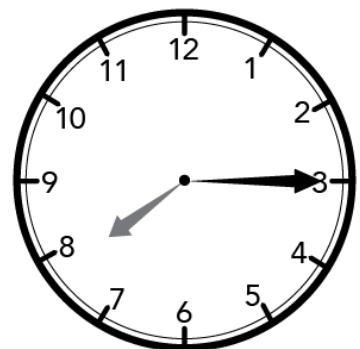
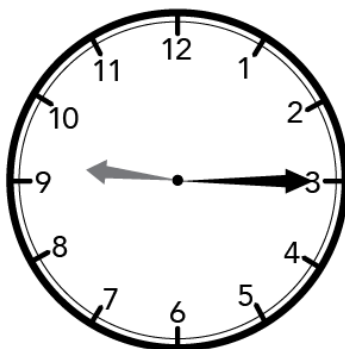
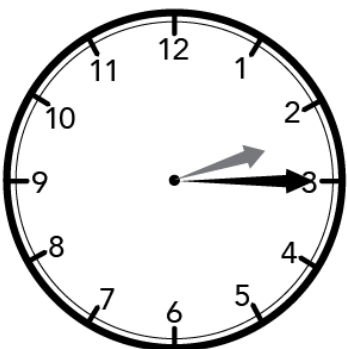
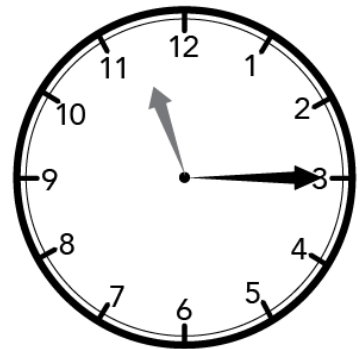
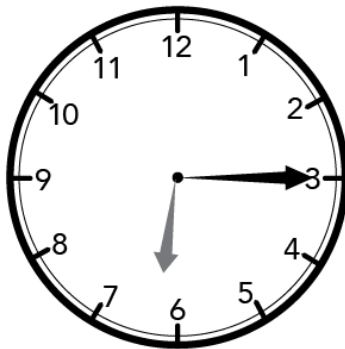
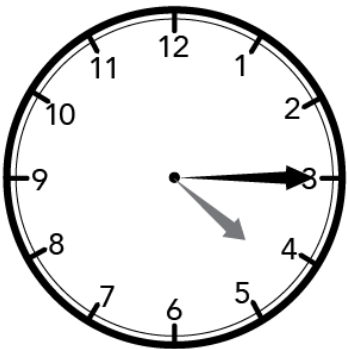
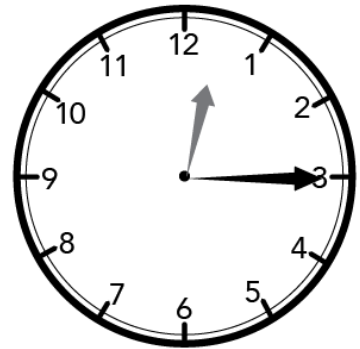
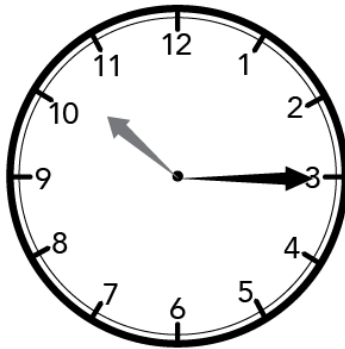
1 kilogram

**Math****Time (quarter to/quarter Past)**

Date: \_\_\_\_\_ Day: \_\_\_\_\_ Month: \_\_\_\_\_

**Directions**

Write the time in numbers below each clock.

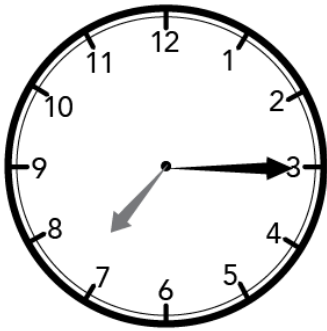
**5:15**

**Math****Time (quarter to/quarter Past)**

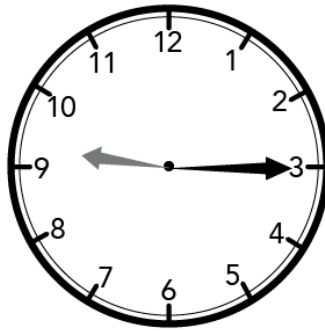
Date: \_\_\_\_\_ Day: \_\_\_\_\_ Month: \_\_\_\_\_

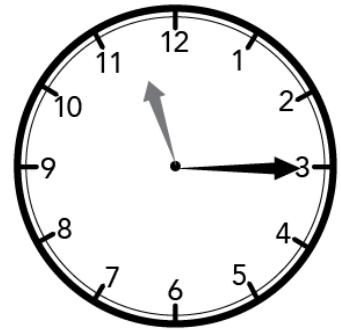
**Directions**

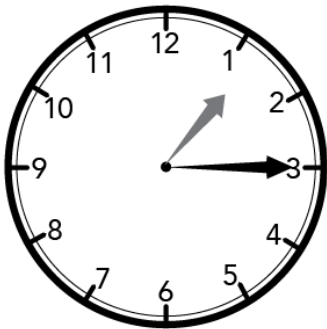
Write the time in words below each clock.

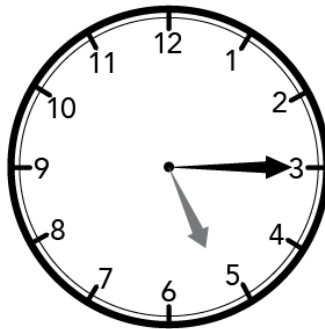


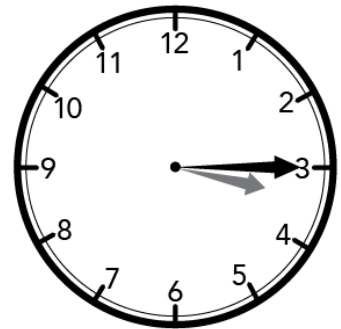
Quarter past 7

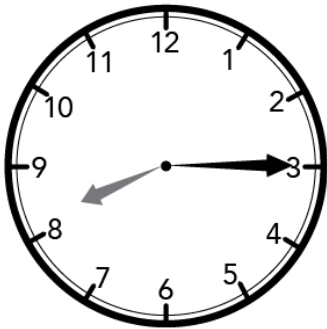


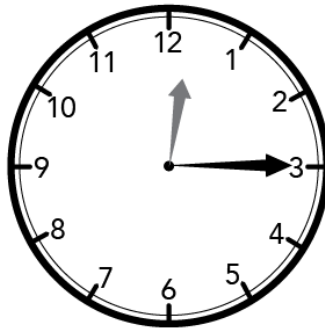
















**Math****Time (quarter to/quarter Past)**

Date: \_\_\_\_\_ Day: \_\_\_\_\_ Month: \_\_\_\_\_

**Directions**

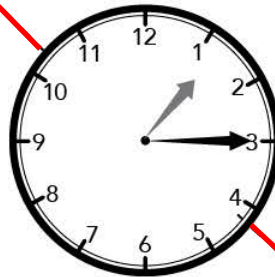
Draw lines to connect the different ways to telling the time.

Quarter past 1



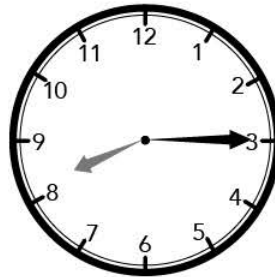
7:15

Quarter past 7



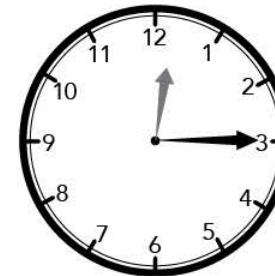
8:15

Quarter past 11



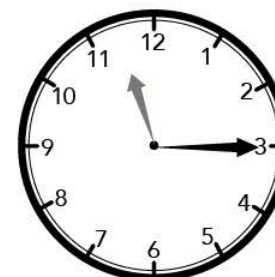
1:15

Quarter past 8



11:15

Quarter past 12



12:15



## Math

## Shapes


Date: \_\_\_\_\_ Day: \_\_\_\_\_ Month: \_\_\_\_\_

## Directions


Match each shape with its correct name. Trace on the dotted lines to the correct answer.



← circle →



← pentagon →



← rectangle →



← rhombus →




← oval →



← hexagon →



← square →



← cube →



← triangle →



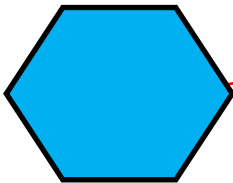


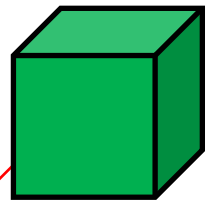


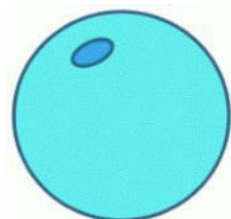
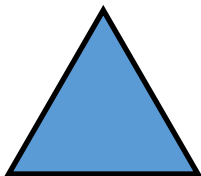
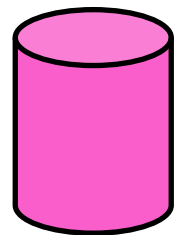
← pyramid →

**Math****Shapes**

Date: \_\_\_\_\_ Day: \_\_\_\_\_ Month: \_\_\_\_\_

**Directions**

Draw lines from each shape to either "2D" or "3D"

**2D****3D**

**Math****Shapes**

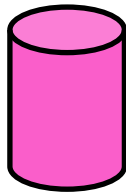
Date: \_\_\_\_\_ Day: \_\_\_\_\_ Month: \_\_\_\_\_

**Directions**

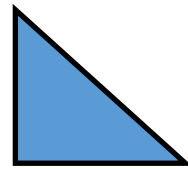
Write 2D or 3D beside each shape.




2D



\_\_\_\_\_



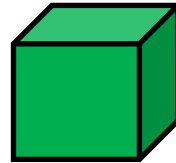
\_\_\_\_\_



\_\_\_\_\_



\_\_\_\_\_



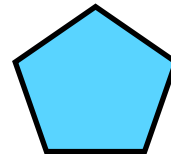
\_\_\_\_\_



\_\_\_\_\_



\_\_\_\_\_



\_\_\_\_\_

Read and trace the following.

2D = 2 Dimensions

3D = 3 Dimensions

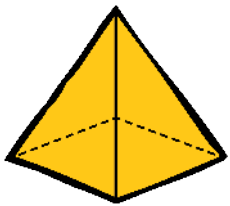
## Math

## Faces &amp; Vertices

Date: \_\_\_\_\_ Day: \_\_\_\_\_ Month: \_\_\_\_\_

## Directions

Write the name of each shape. Then count and write the number of edges, vertices and faces for each shape.



Edges

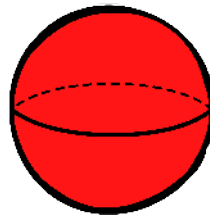
8

Vertices

5

Faces

5

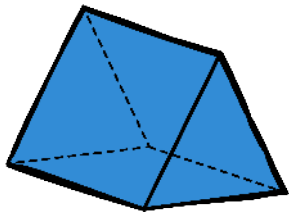
Name: pyramid

Edges

Vertices

Faces

Name: \_\_\_\_\_

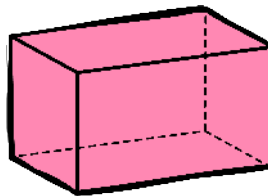


Edges

Vertices

Faces

Name: \_\_\_\_\_

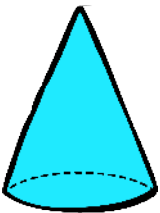


Edges

Vertices

Faces

Name: \_\_\_\_\_

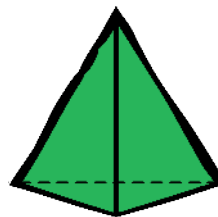


Edges

Vertices

Faces

Name: \_\_\_\_\_




Edges

Vertices

Faces

Name: \_\_\_\_\_

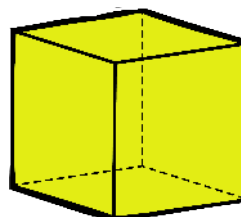


Edges

Vertices

Faces

Name: \_\_\_\_\_



Edges

Vertices

Faces

Name: \_\_\_\_\_

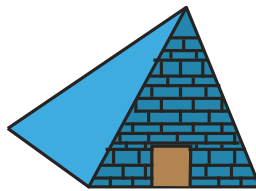

**Math****Faces & Vertices**

Date: \_\_\_\_\_ Day: \_\_\_\_\_ Month: \_\_\_\_\_


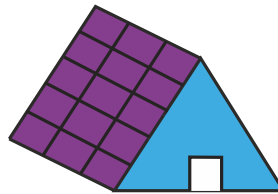
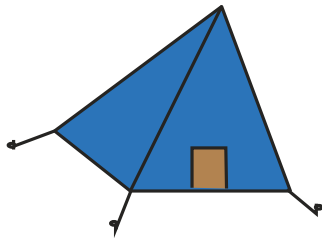
**Directions**

Circle the object that best fits the description.

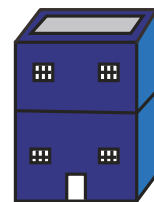

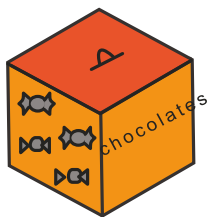
1) 5 faces, 9 edges, 6 vertices



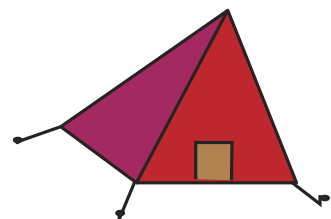


2) 6 faces, 12 edges, 8 vertices



3) 5 faces, 8 edges, 5 vertices



4) 6 faces, 12 edges, 8 vertices



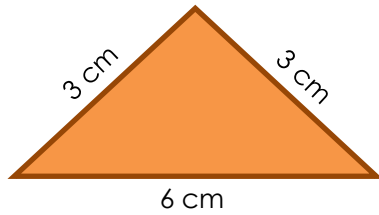
**Math****Area & Perimeter**

Date: \_\_\_\_\_ Day: \_\_\_\_\_ Month: \_\_\_\_\_

**Directions**

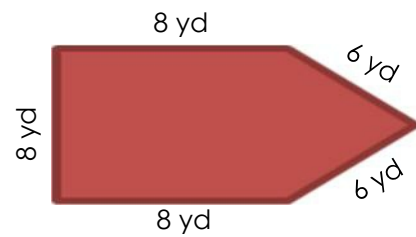
Find the perimeter of the shapes given below.

1)

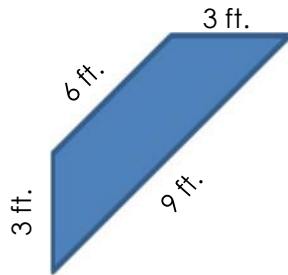


$$3+3+6=12$$

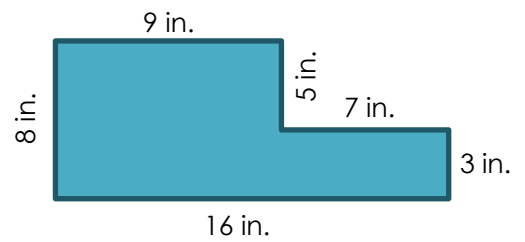
2)



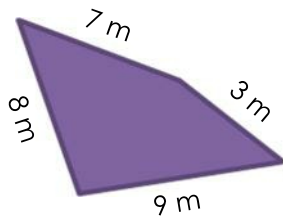
3)



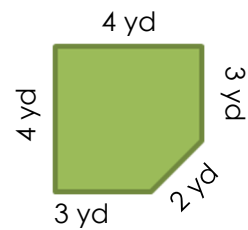
4)



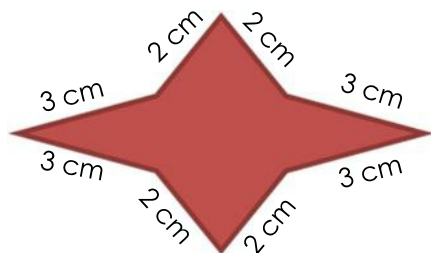
5)



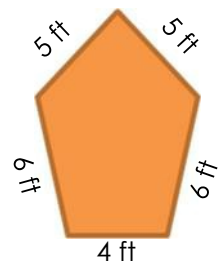
6)



7)



8)


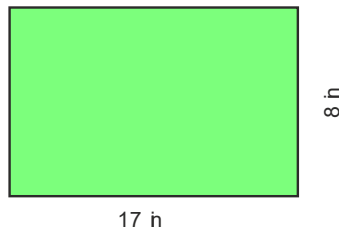


**Math****Area & Perimeter**

Date: \_\_\_\_\_ Day: \_\_\_\_\_ Month: \_\_\_\_\_

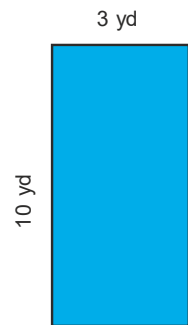
**Directions**

Find the area and perimeter of each rectangle.

Area = **28 sq.ft**Perimeter = **22 ft**

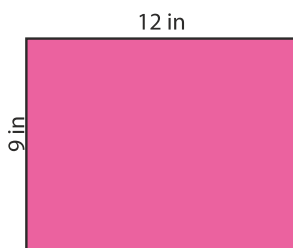
Area = \_\_\_\_\_

Perimeter = \_\_\_\_\_



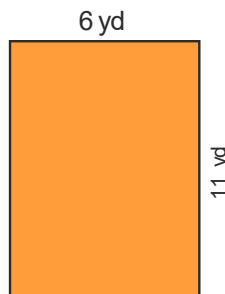
Area = \_\_\_\_\_

Perimeter = \_\_\_\_\_



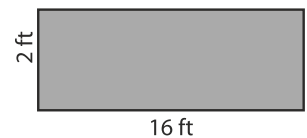
Area = \_\_\_\_\_

Perimeter = \_\_\_\_\_




Area = \_\_\_\_\_

Perimeter = \_\_\_\_\_



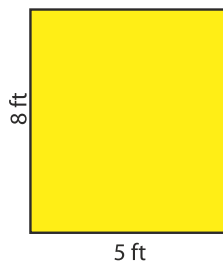
Area = \_\_\_\_\_

Perimeter = \_\_\_\_\_




Area = \_\_\_\_\_

Perimeter = \_\_\_\_\_



Area = \_\_\_\_\_

Perimeter = \_\_\_\_\_



Area = \_\_\_\_\_

Perimeter = \_\_\_\_\_

Date: \_\_\_\_\_ Day: \_\_\_\_\_ Month: \_\_\_\_\_

## Directions

Share your feeling about the Math lesson plans by coloring the appropriate face.

Concept is clear 😊 Need more practise 😐 Concept not clear ☹️

Topics	How I Feel		
Decimals upto 10	😊	😐	☹️
Decimals upto 100	😊	😐	☹️
Measurement (m cm mm)	😊	😐	☹️
Measurement (g kg)	😊	😐	☹️
Time (quarter to/quarter Past)	😊	😐	☹️
Shapes	😊	😐	☹️
Faces & Vertices	😊	😐	☹️
Area & Perimeter	😊	😐	☹️



# SCIENCE



# Table of Content

S.#	Weeks	Lessons	Topics
1	Week 1	Lesson 1	Personal Hygiene
2	Week 2	Lesson 2	Home Hygiene
3	Week 3	Lesson 3	Animal Classification
4	Week 4	Lesson 4	Birds
5	Week 5	Lesson 5	Water Animals
6	Week 6	Lesson 6	Insects & Reptiles
7	Week 7	Lesson 7	Domestic & Wild Animals
8	Week 8	Lesson 8	Germination
9	Week 9	Lesson 9	Matter and its States
10	Week 10	Lesson 10	Earth Structure
11	Week 11	Lesson 11	Weather
12	Week 12	Lesson 12	Global Warming

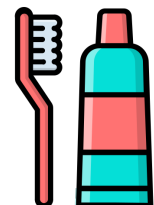
## Science

## Personal Hygiene

Date: \_\_\_\_\_ Day: \_\_\_\_\_ Month: \_\_\_\_\_

**Directions**

Match each body part with the hygiene product.



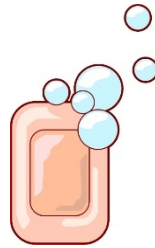
## Science

## Personal Hygiene

Date: \_\_\_\_\_ Day: \_\_\_\_\_ Month: \_\_\_\_\_

## Directions

Circle the pictures that show good hygiene.



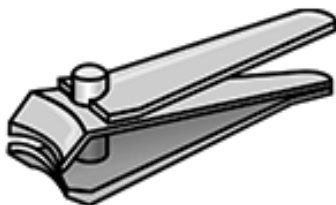
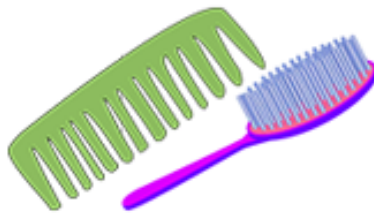
## Science

## Personal Hygiene

Date: \_\_\_\_\_ Day: \_\_\_\_\_ Month: \_\_\_\_\_

## Directions

Draw a line to connect the things you use to keep yourself clean and healthy.



- Combing my hair
- Taking a bath
- Brushing my teeth
- Trimming my fingernails and toenails
- Washing my hair
- Cleaning my ears

## Science

## Home Hygiene

Date: \_\_\_\_\_ Day: \_\_\_\_\_ Month: \_\_\_\_\_

## Directions

Match the picture with the correct sentence.



Mop the floor

Iron the cloths

Wash the dishes

Clean the window

Vacuum the carpet

## Science

## Home Hygiene

Date: \_\_\_\_\_ Day: \_\_\_\_\_ Month: \_\_\_\_\_

## Directions

How do you keep your home clean. Describe in three sentences.  
You may use the sentence bank or write your own sentences.



1

2

3

## Sentence Bank

1. I wash the dishes.	2. I vacuum the carpet.
3. I clean the windows.	4. I mop the floors.
5. I tidy the toys.	6. I wash the clothes.

## Science

## Animal Classification

Date: \_\_\_\_\_ Day: \_\_\_\_\_ Month: \_\_\_\_\_

## Directions

In each row, check the two animals that match the description on the left.

**Mammals**

are warm-blooded.

They feed their babies on milk and have fur.

**Reptiles**

are cold-blooded.

They lay eggs and have scales.

**Birds**


are warm-blooded.

They lay eggs and have feathers.

**Fish**


are cold-blooded.

They live in water and have scales.

**Amphibians**

are cold-blooded.

They live on land and in water. They have moist, smooth skin.















## Science

## Animal Classification

Date: \_\_\_\_\_ Day: \_\_\_\_\_ Month: \_\_\_\_\_

**Directions**

Match the following animals to the class they belong to.

 monkey	<u><b>Birds</b></u> feathers, lay eggs, lungs, warm-blooded	 crocodile
 frog	<u><b>Mammals</b></u> skin/hair/fur, young that drink milk, lungs, warm-blooded	 shark
 fish	<u><b>Reptiles</b></u> scales, lay eggs, lungs, cold-blooded	 bat
 owl	<u><b>Amphibians</b></u> skin, lay eggs, lungs or gills, cold-blooded	 snake
 lizard	<u><b>Fish</b></u> scales, lay eggs, gills, cold-blooded	 cow



## Science

## Animal Classification

Date: \_\_\_\_\_ Day: \_\_\_\_\_ Month: \_\_\_\_\_

**Directions**

Circle the mammals.



There is one picture of a **bird**. Can you find it?  
Cross it out!

## Science

## Animal Classification

Date: \_\_\_\_\_ Day: \_\_\_\_\_ Month: \_\_\_\_\_

**Directions**Circle the words/phrases that describe **mammals**.

cold-blooded	has sweat glands	breathes through their gills
fur or hair	vertebrates	has antennae
often with wings	warm-blooded	produce milk for babies

Circle the animals that are **mammals**.

## Science

## Birds

Date: \_\_\_\_\_ Day: \_\_\_\_\_ Month: \_\_\_\_\_

## Directions

Circle the words/phrases that describe **birds**.

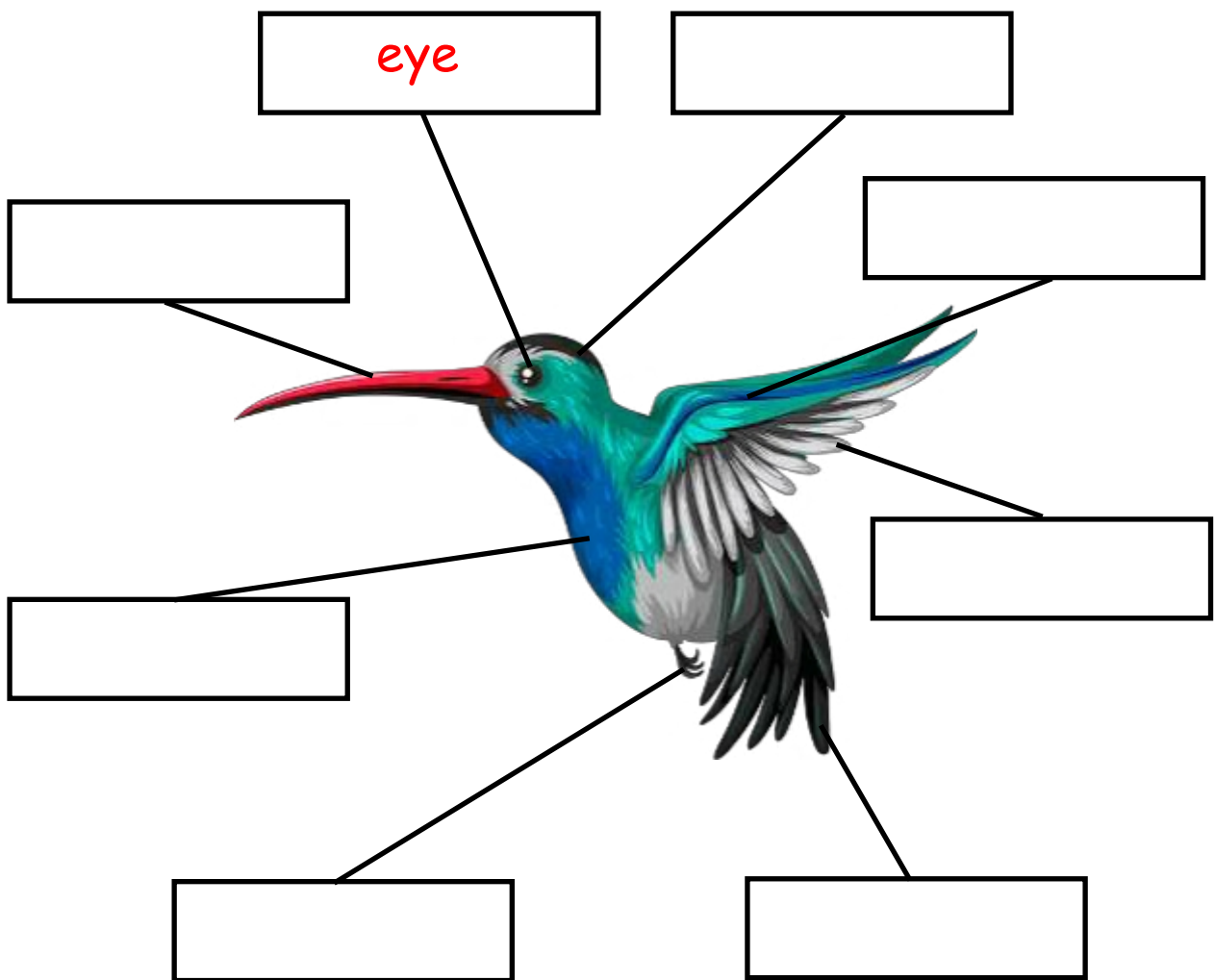
has feathers and wings	lives in water	has beaks or bills
has scales and/or bony plates	lays eggs	their skin is smooth
warm-blooded	has three pair of legs	vertebrates

Circle the animals that are **birds**.

## Science

## Birds

Date: \_\_\_\_\_ Day: \_\_\_\_\_ Month: \_\_\_\_\_

**Directions**Label the parts of the **bird** using the word bank.*body**claws**feather**tail**head**wings**eye**beak*


## Science

## Birds

Date: \_\_\_\_\_ Day: \_\_\_\_\_ Month: \_\_\_\_\_

**Directions**

Look at the picture and write the correct number in the blank.



1. Head

2. Eye

3. Beak

4. Body

5. Tail

6. Claws

7. Feather


## Science

## Water Animals

Date: \_\_\_\_\_ Day: \_\_\_\_\_ Month: \_\_\_\_\_

**Directions**

Circle the animals that live in the ocean.





## Science

## Water Animals

Date: \_\_\_\_\_ Day: \_\_\_\_\_ Month: \_\_\_\_\_

## Directions

Circle the words/phrases that describe **water animal**.

has antennae	live in water	has sweat glands
warm-blooded	breathes through their gills	cold-blooded
vertebrates	mostly have fins for movement	produce milk for babies

Circle the animals that live in water.



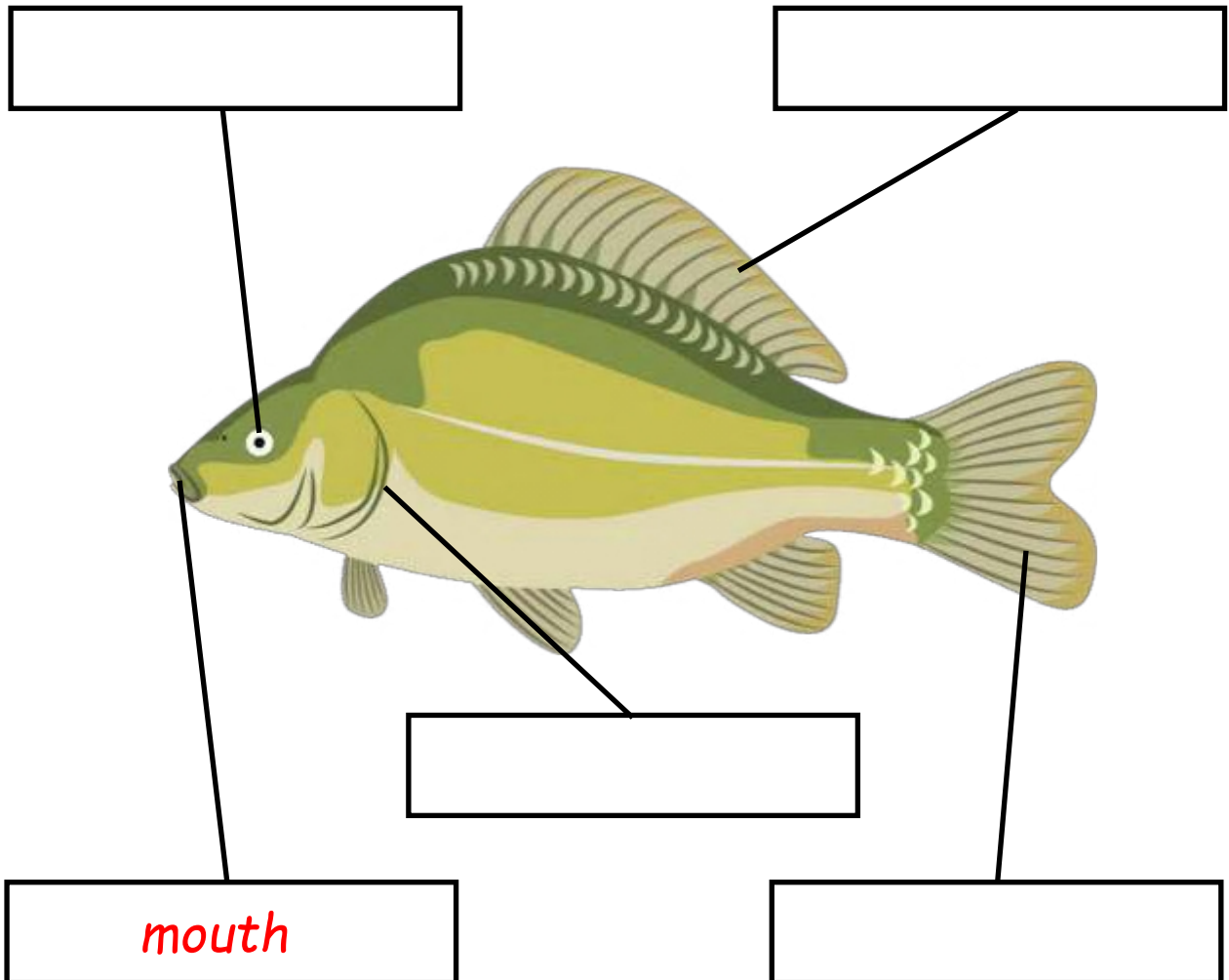


## Science

## Water Animals

Date: \_\_\_\_\_ Day: \_\_\_\_\_ Month: \_\_\_\_\_

## Directions


Use the word bank to label the **fish**.*mouth**eye**fin**gills**tail*

**Science****Water Animals**

Date: \_\_\_\_\_ Day: \_\_\_\_\_ Month: \_\_\_\_\_

**Directions**

Draw and write the name of any fish that you remember from the videos.



## Science


## Insects &amp; Reptiles

Date: \_\_\_\_\_ Day: \_\_\_\_\_ Month: \_\_\_\_\_

## Directions

Circle the words/phrases that describe **insects**.

has beaks or bills	<u>invertebrates</u>	has three main body segments
has three pair of jointed legs	often with wings	their skin is smooth and slimy
produce milk for babies	has two antennae	has exoskeleton

Circle the animals that are **insects**.

## Science

## Insects &amp; Reptiles

Date: \_\_\_\_\_ Day: \_\_\_\_\_ Month: \_\_\_\_\_

## Directions

Use the word bank to label the **insect** (bee).

antenna

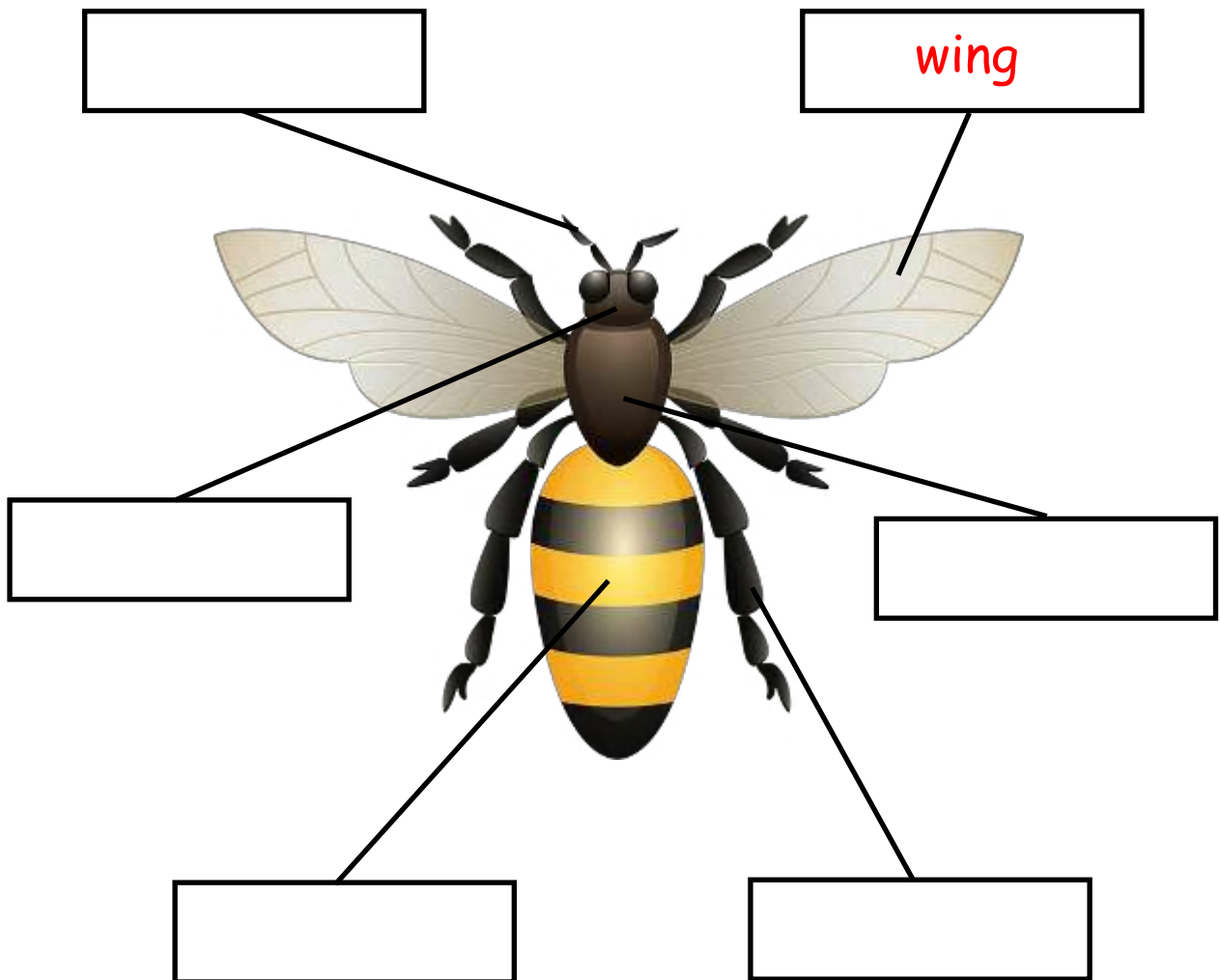
wing

thorax

abdomen

leg

head



## Science

## Insects &amp; Reptiles

Date: \_\_\_\_\_ Day: \_\_\_\_\_ Month: \_\_\_\_\_

## Directions

Circle the words/phrases that describe **reptiles**.

vertebrates	breathe through their gills	cold-blooded
with scales and/or bony plates	their skin is smooth and slimy	mostly lay eggs
has three pair of legs	breathe through their lungs	produce milk for babies


Circle the animals that are **reptiles**.

**Science****Insects & Reptiles**

Date: \_\_\_\_\_ Day: \_\_\_\_\_ Month: \_\_\_\_\_

**Directions**

Draw and write the name of any reptile that you find in your environment.



## Science

## Domestic &amp; Wild Animals

Date: \_\_\_\_\_ Day: \_\_\_\_\_ Month: \_\_\_\_\_

## Directions

Look at each picture and unscramble the letters.  
Write the name of each animal.



rseho

horse



oagt



keydon



bbrait



emlca



oortser

## Science

## Domestic &amp; Wild Animals

Date: \_\_\_\_\_ Day: \_\_\_\_\_ Month: \_\_\_\_\_

## Directions

Look at each picture. Unscramble the letters to write the name of the animal.



aky

yak



rgaoonak



ykenmo



ofx



fferagi



dapna



## Science

## Domestic &amp; Wild Animals




Date: \_\_\_\_\_ Day: \_\_\_\_\_ Month: \_\_\_\_\_

## Directions

Look at each column and choose the animals from the word bank to match their homes.

Note: Some animals can live on a farm or in a home.

For example: chicken , duck , dog

Farm 	House 	Jungle 
1 <b>sheep</b>	1	1
2	2	2
3	3	3
4	4	4
5	5	5

## Word Bank

cat	sheep	dog
cow	zebra	chicken
tiger	lion	duck
parrot	rabbit	elephant
tortoise	horse	bear


**Science**

**Domestic & Wild Animals**

Date: \_\_\_\_\_ Day: \_\_\_\_\_ Month: \_\_\_\_\_

**Directions**

Draw and write the name of any domestic or wild animal that you like.

A large, empty rectangular box with a thin black border, intended for a student to draw an animal and write its name.

## Science

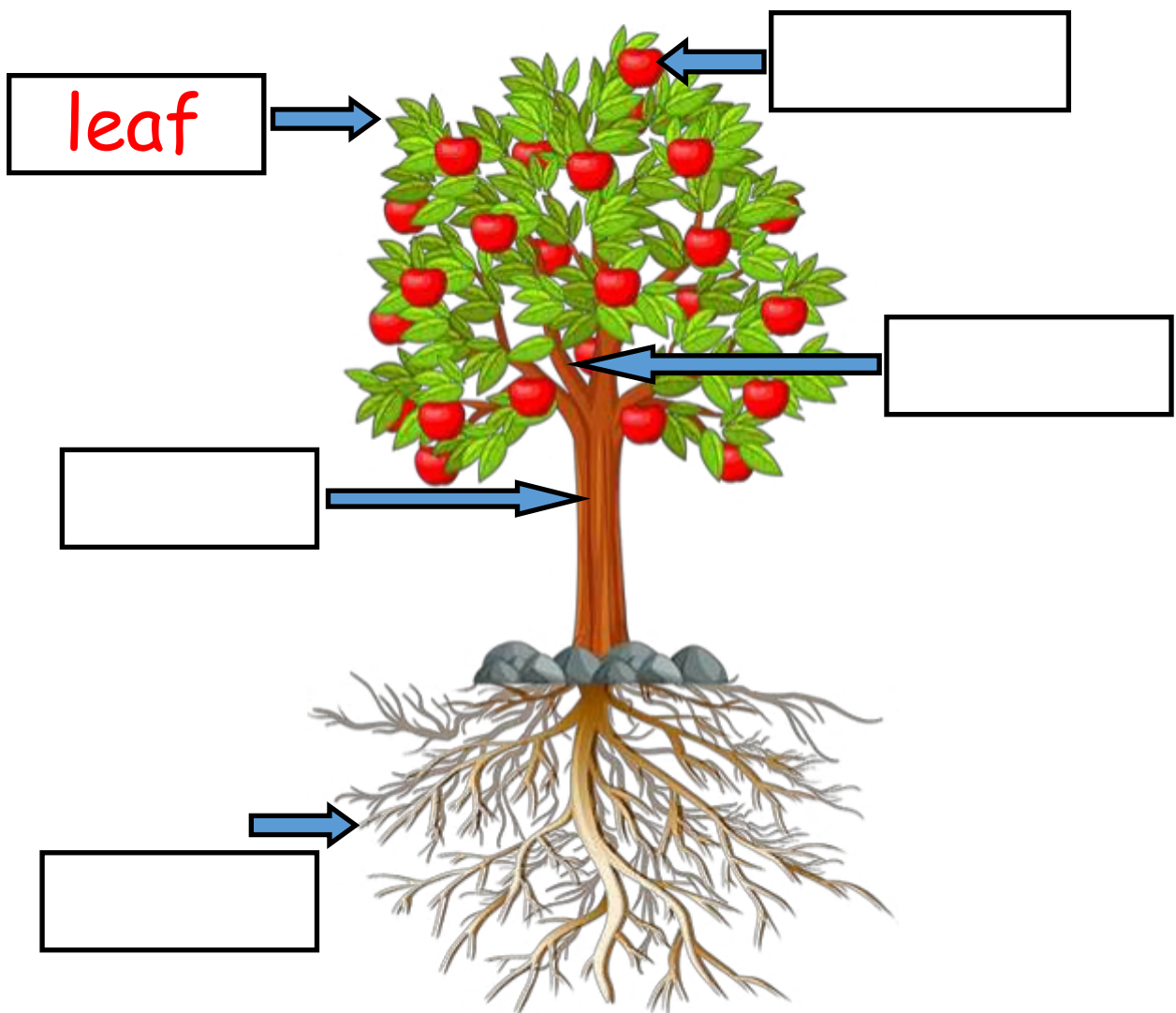
## Germination

Date: \_\_\_\_\_ Day: \_\_\_\_\_ Month: \_\_\_\_\_

**Directions**

Label each part of the tree.

trunk fruit roots leaf branch



## Science

## Germination

Date: \_\_\_\_\_ Day: \_\_\_\_\_ Month: \_\_\_\_\_

## Directions

Label the orange tree lifecycle.

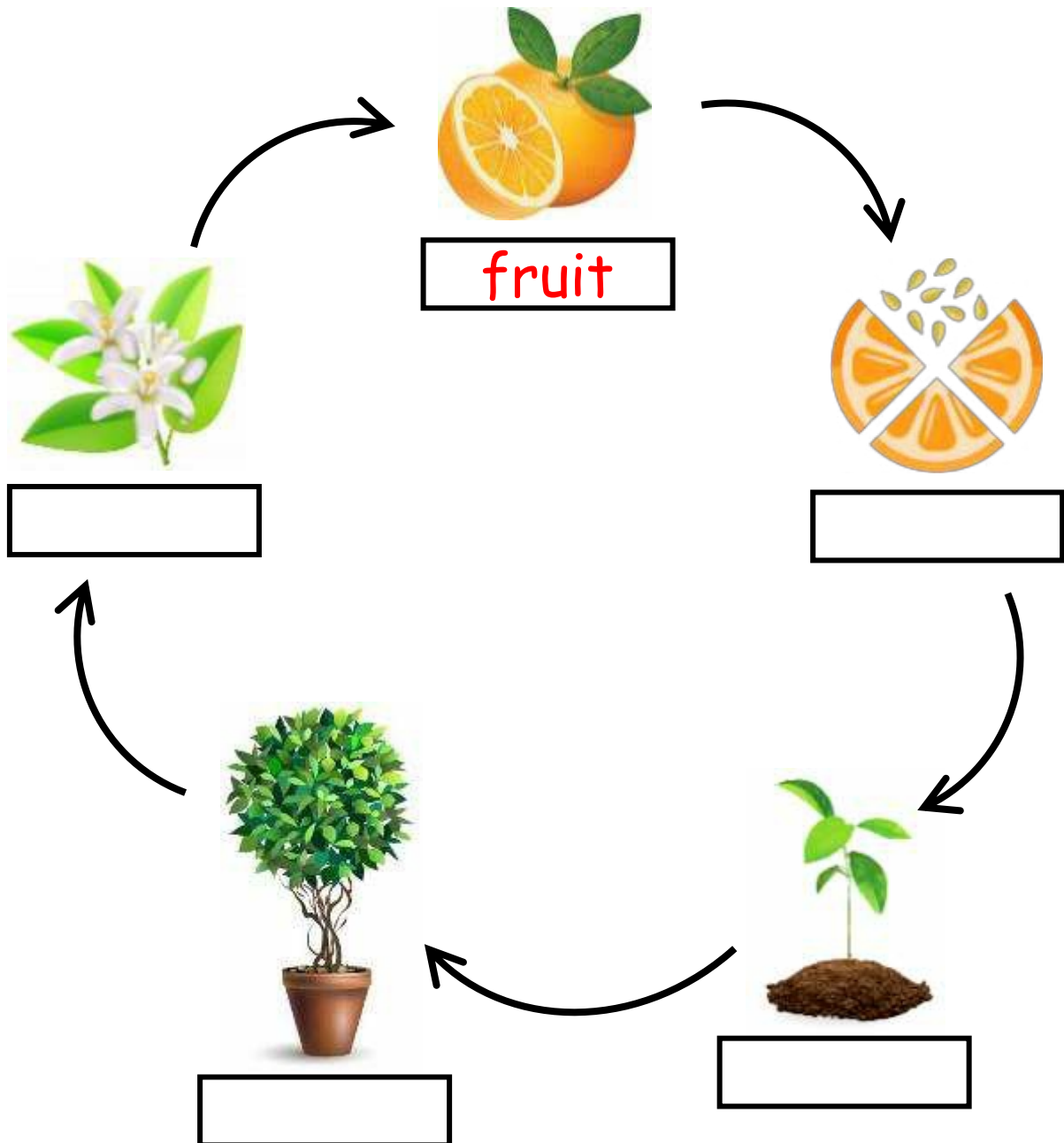
seed

fruit

flower

young tree

mature tree

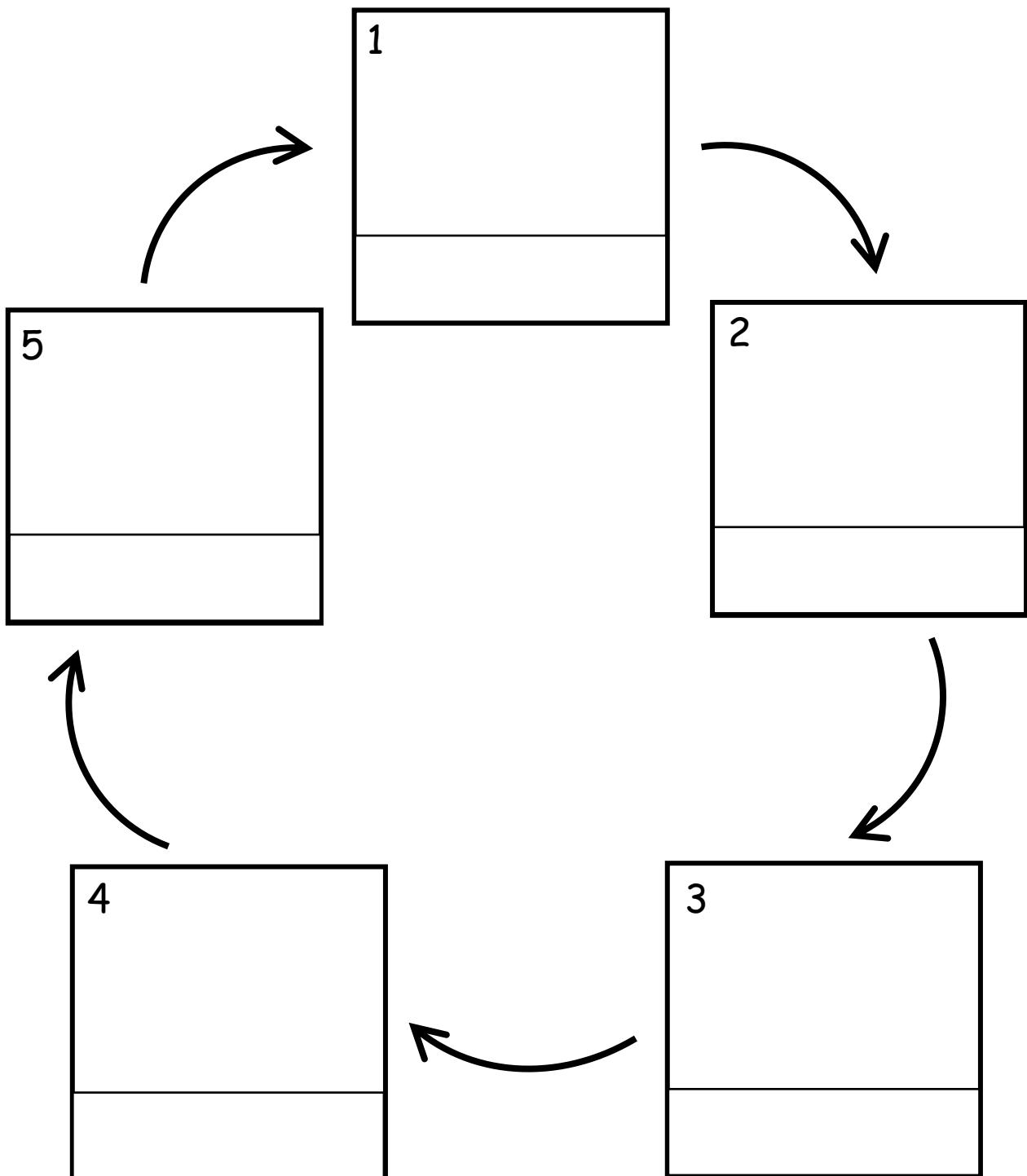


**Science****Germination**

Date: \_\_\_\_\_ Day: \_\_\_\_\_ Month: \_\_\_\_\_

**Directions**

Draw and label the lifecycle of your favourite fruit.



## Science

## Germination

Date: \_\_\_\_\_ Day: \_\_\_\_\_ Month: \_\_\_\_\_

## Directions

Choose the correct word from the word bank for each phase of the plant life cycle.

pollination

germination

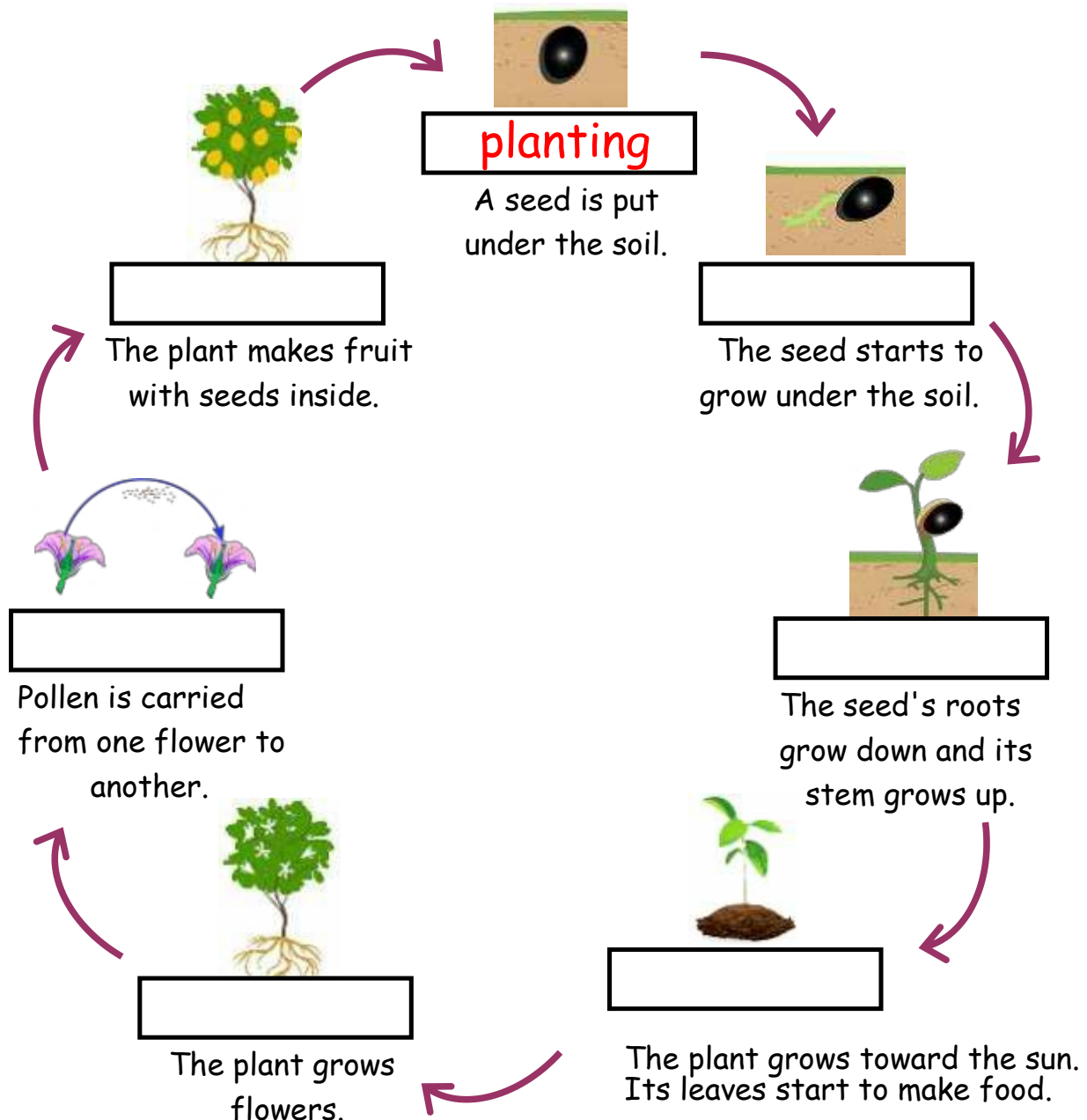
planting

seedling

sprouting

mature plant

fruiting

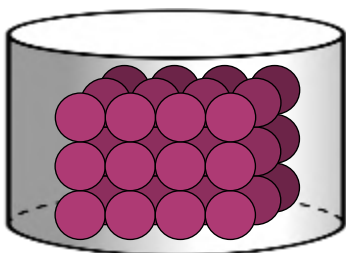
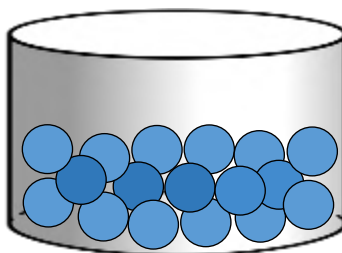


**Science****Matter and its States**

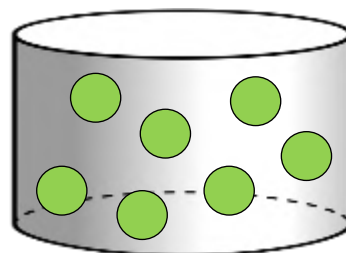
Date: \_\_\_\_\_ Day: \_\_\_\_\_ Month: \_\_\_\_\_

**Directions**

Write solid, liquid and gas on the lines.

solid

\_\_\_\_\_



\_\_\_\_\_

Label the states of matter.



\_\_\_\_\_



\_\_\_\_\_



\_\_\_\_\_

Draw one example of each state of matter.

solidliquidgas

## Directions

apple

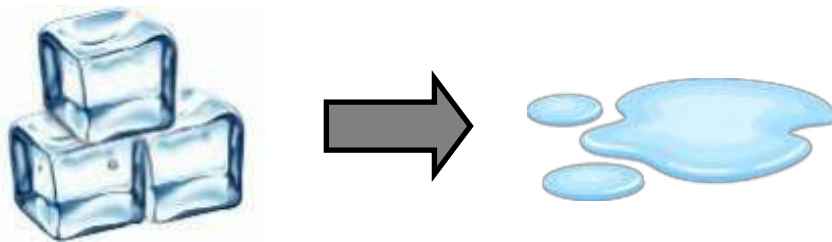


## Science

## Matter and its States

Date: \_\_\_\_\_ Day: \_\_\_\_\_ Month: \_\_\_\_\_

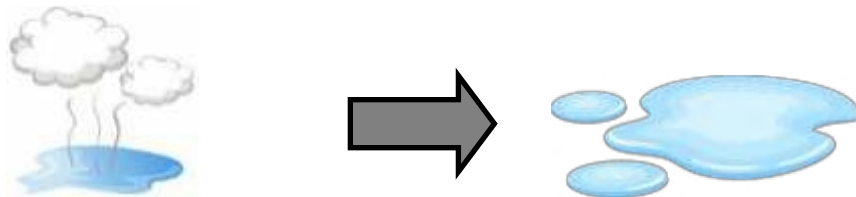
## Directions

Fill in each blank with either **heated** or **cooled**.Ice changes to water when it is heated.

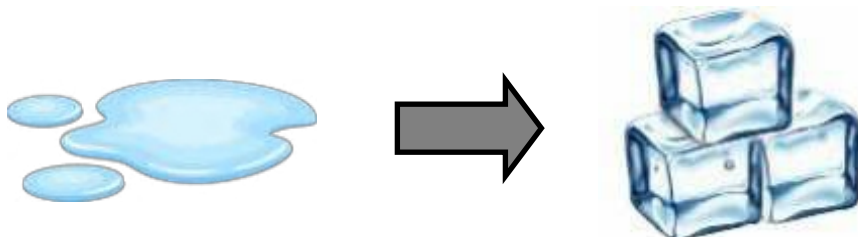
Water changes to water vapour when it is \_\_\_\_\_.



Water vapour changes to water when it is \_\_\_\_\_.



Water changes to ice when it is \_\_\_\_\_.



## Science

## Matter and its States

Date: \_\_\_\_\_ Day: \_\_\_\_\_ Month: \_\_\_\_\_

**Directions**

Fill in each blank using word from the word bank.

vapour

solid

ice

gas

liquid

heated



Water turns to ice when it freezes.  
It turns from a \_\_\_\_\_ to a solid.



When water is heated enough, it becomes \_\_\_\_\_.  
It turns from a liquid to a \_\_\_\_\_.



When ice is \_\_\_\_\_ it turns to water.  
It changes from a \_\_\_\_\_ to a liquid.

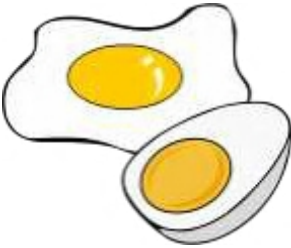







## Science

## Matter and its States

Date: \_\_\_\_\_ Day: \_\_\_\_\_ Month: \_\_\_\_\_

## Directions

For each change, write "R" for *reversible* and "I" for *irreversible*.

<p>Cooking an egg</p>  <div style="border: 1px solid black; width: 40px; height: 40px; display: flex; align-items: center; justify-content: center; margin: 10px auto;"><span style="color: red; font-size: 24px; font-weight: bold;">I</span></div>	<p>Mixing cement</p>  <div style="border: 1px solid black; width: 40px; height: 40px; margin: 10px auto;"></div>	<p>Ice melting into water</p>  <div style="border: 1px solid black; width: 40px; height: 40px; margin: 10px auto;"></div>	<p>Burning wood</p>  <div style="border: 1px solid black; width: 40px; height: 40px; margin: 10px auto;"></div>
<p>A puppy growing into a dog</p>  <div style="border: 1px solid black; width: 40px; height: 40px; margin: 10px auto;"></div>	<p>Freezing juice into a ice pop</p>  <div style="border: 1px solid black; width: 40px; height: 40px; margin: 10px auto;"></div>	<p>Blowing up a balloon</p>  <div style="border: 1px solid black; width: 40px; height: 40px; margin: 10px auto;"></div>	<p>Fireworks exploding</p>  <div style="border: 1px solid black; width: 40px; height: 40px; margin: 10px auto;"></div>

















## Science

## Matter and its States

Date: \_\_\_\_\_ Day: \_\_\_\_\_ Month: \_\_\_\_\_

## Directions

Write "R" for a *reversible* change and "I" for an *irreversible* change in each box.

 ice	+	 sun	➔	<div>R</div>
 wood	+	 fire	➔	
 apple	+	 knife	➔	
 egg, sugar, flour	+	 mixer	➔	
 bread	+	 toaster	➔	
 juice	+	 popsicle	➔	
 fireworks	+	 explosions	➔	
 wrinkled shirt	+	 smooth shirt	➔	

## Science

## Earth Structure

Date: \_\_\_\_\_ Day: \_\_\_\_\_ Month: \_\_\_\_\_

## Directions

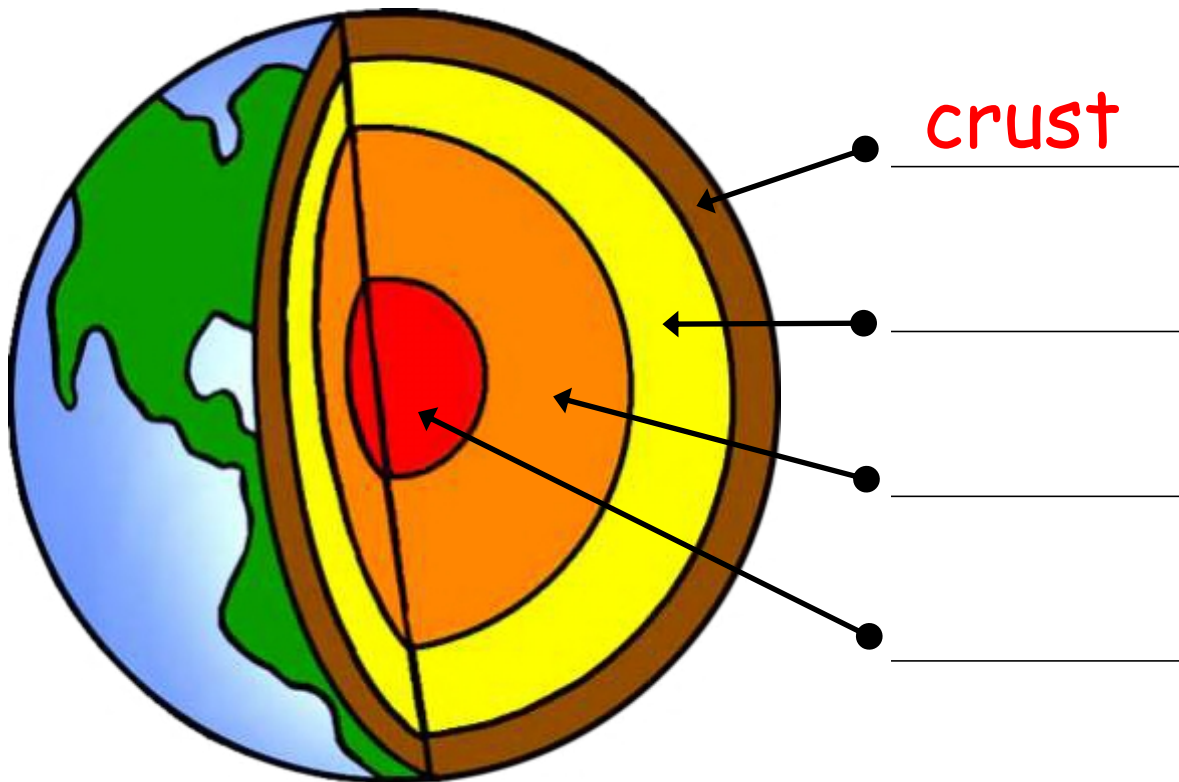
Label the layers in the structure of the Earth.

mantle

inner core

crust

outer core



Answer the questions.

Which layer do we live on? \_\_\_\_\_

Which layer generates Earth's magnetic field? \_\_\_\_\_

Which layer is the hottest? \_\_\_\_\_

On which layer does the crust float? \_\_\_\_\_

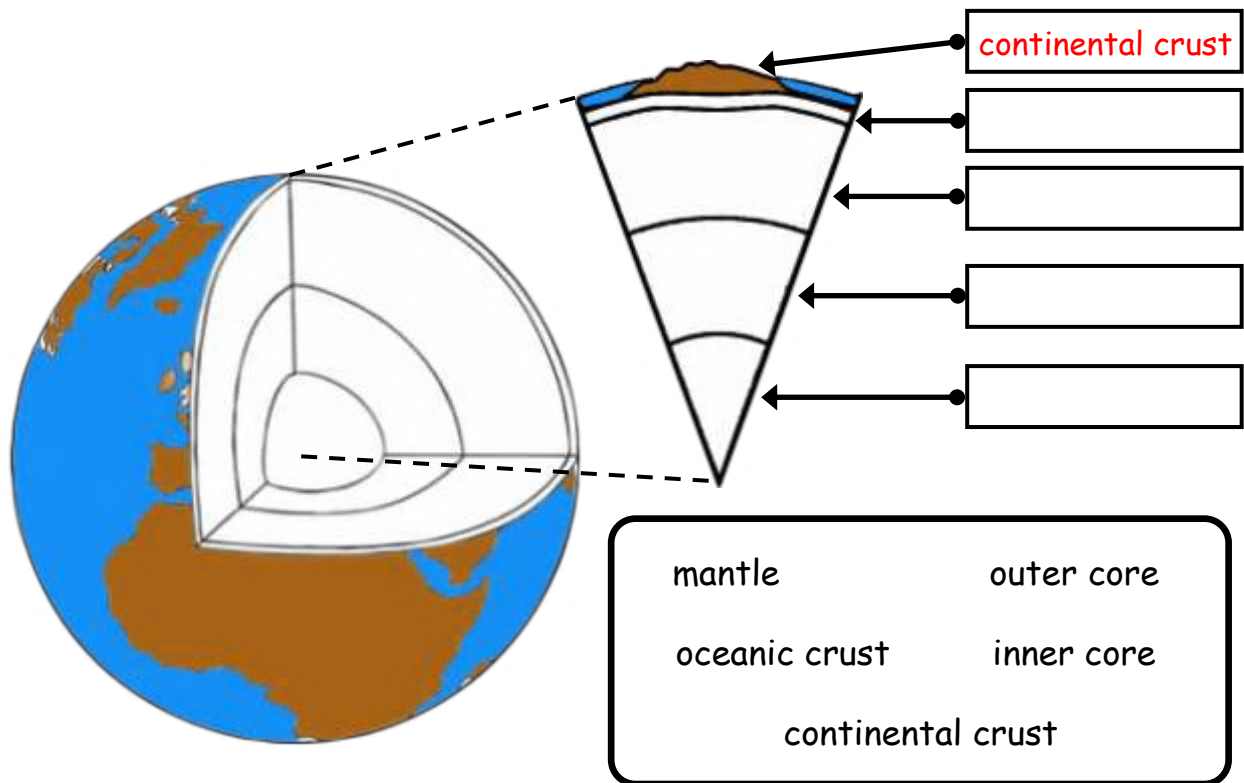
## Science

## Earth Structure

Date: \_\_\_\_\_ Day: \_\_\_\_\_ Month: \_\_\_\_\_

## Directions

Label and color the layers of the Earth.



Draw a line to match each layer of the Earth to its description.

continental crust •

oceanic crust •

mantle •

outer core •

inner core •

• Solid ball as hot as the surface of the Sun

• Made of liquid iron and nickel

• The part of the Earth we live on

• Where volcanic lava comes from

• Layer directly under the oceans


**Science**

**Earth Structure**

Date: \_\_\_\_\_ Day: \_\_\_\_\_ Month: \_\_\_\_\_

**Directions**

Draw the structure of the earth with the help of the video.

A large, empty rectangular box with a black border, intended for a student to draw the internal structure of the Earth. The box is positioned below the 'Directions' section and occupies the lower half of the page.








## Science

## Weather

Date: \_\_\_\_\_ Day: \_\_\_\_\_ Month: \_\_\_\_\_

**Directions**

Use the weather forecast to answer the questions.

<u>Mon</u>	<u>Tue</u>	<u>Wed</u>	<u>Thu</u>	<u>Fri</u>	<u>Sat</u>	<u>Sun</u>
						
sunny	sunny	partly cloudy	cloudy and windy	rainy and windy	partly cloudy	sunny
<b>39</b>	<b>38</b>	<b>31</b>	<b>32</b>	<b>24</b>	<b>35</b>	<b>40</b>

What will the temperature be on Monday? 39

Which day will be the coldest? \_\_\_\_\_

Which day will be the warmest? \_\_\_\_\_

What would you wear on Tuesday? \_\_\_\_\_

What would you wear on Saturday? \_\_\_\_\_

If you have an outing to the park planned for Saturday, do you think you will go? Why or why not? \_\_\_\_\_

\_\_\_\_\_

Which day would be best to fly a kite? Why? \_\_\_\_\_

\_\_\_\_\_



## Science

## Weather

Date: \_\_\_\_\_ Day: \_\_\_\_\_ Month: \_\_\_\_\_

## Directions

Look up a local weather forecast and complete this page.



Today's date: \_\_\_\_\_



Location: \_\_\_\_\_



Current temperature: \_\_\_\_\_

Current weather conditions: \_\_\_\_\_

Tomorrow's high temperature forecast: \_\_\_\_\_

Tomorrow's low temperature forecast: \_\_\_\_\_

Tomorrow's weather conditions forecast: \_\_\_\_\_

What will you wear tomorrow?

What could you do outdoors tomorrow?

## Science

## Weather

Date: \_\_\_\_\_ Day: \_\_\_\_\_ Month: \_\_\_\_\_

## Directions

Label the pictures using the word bank below.

thunderstorm

volcano

tornado


hurricane

tsunami

earthquake



tornado



## Science

## Weather

Date: \_\_\_\_\_ Day: \_\_\_\_\_ Month: \_\_\_\_\_

**Directions**

Match the picture to the correct label.




Stormy



Rainy




Sunny



Snowy



Cloudy



Windy


**Science**

**Weather**

Date: \_\_\_\_\_ Day: \_\_\_\_\_ Month: \_\_\_\_\_

**Directions**

Draw yourself sitting in the weather you like.

A large, empty rectangular box with a black border, intended for a student to draw themselves sitting in their preferred weather.








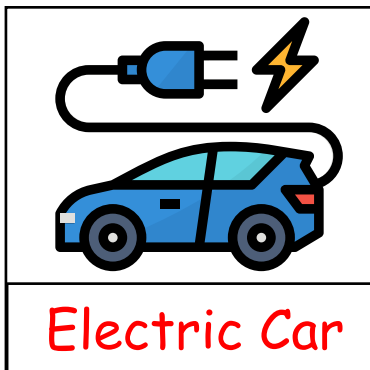
## Science

## Global Warming

Date: \_\_\_\_\_ Day: \_\_\_\_\_ Month: \_\_\_\_\_

## Directions

See the picture and write the correct caption using the word bank given below.



## Work bank

Electric Car	Factory	Planting
Rising Temperature	Exhaust Fumes	Clean Energy
Clean Transport	Forest	Thinking Green


## Science

## Global Warming


Date: \_\_\_\_\_ Day: \_\_\_\_\_ Month: \_\_\_\_\_

## Directions

Read the word from the word bank and circle the hidden words.



J	Y	W	E	K	G	H	L	U	O	I	L	Z	I	L
W	I	L	D	F	I	R	E	T	N	G	Y	Y	Q	I
E	O	S	E	C	E	W	V	P	H	M	X	K	S	C
G	K	Y	B	O	E	C	H	X	Q	H	F	G	A	I
B	Y	J	D	E	P	O	L	L	U	T	I	O	N	K
G	Y	V	R	O	Z	U	P	Q	Q	Q	Z	V	X	X
M	O	E	M	I	S	S	I	O	N	E	Y	B	C	Q
<u>O</u>	<u>C</u>	<u>E</u>	<u>A</u>	<u>N</u>	S	U	N	W	A	U	P	P	C	Y
J	Z	U	E	N	F	L	O	O	D	L	J	U	A	A
U	L	V	U	A	M	J	M	S	B	E	A	R	T	H
F	N	V	Q	F	M	X	D	G	C	V	M	R	V	A
C	O	A	L	J	T	Z	Z	F	M	C	U	D	X	S
S	C	A	C	S	N	A	Q	M	N	W	H	D	G	D
K	N	Z	I	H	F	S	D	U	S	O	R	F	G	D
Y	B	D	E	F	O	R	E	S	T	A	T	I	O	N



## Word Bank

OCEAN	POLLUTION	SUN	DEFORESTING	WILDFIRE
COAL	OIL	FLOOD	EARTH	EMISSION

Date: \_\_\_\_\_ Day: \_\_\_\_\_ Month: \_\_\_\_\_

## Directions

Share your feeling about the science worksheets by coloring the appropriate face

Concept is clear 😊 Need more practise 😐 Concept not clear ☹️

Topics	How I Feel		
Personal Hygiene	😊	😐	☹️
Home Hygiene	😊	😐	☹️
Animal Classification	😊	😐	☹️
Birds	😊	😐	☹️
Water Animals	😊	😐	☹️
Insects & Reptiles	😊	😐	☹️
Domestic & Wild Animals	😊	😐	☹️

Date: \_\_\_\_\_ Day: \_\_\_\_\_ Month: \_\_\_\_\_

## Directions


Share your feeling about the science worksheets by coloring the appropriate face

Concept is clear 😊 Need more practise 😐 Concept not clear ☹️

Topics	How I Feel		
Germination	😊	😐	☹️
Matter and its States	😊	😐	☹️
Earth Structure	😊	😐	☹️
Weather	😊	😐	☹️
Global Warming	😊	😐	☹️
Science Learning Resources	😊	😐	☹️
Science Videos	😊	😐	☹️






































# STORY TIME







































## Directions

Complete the reading log as you read the story books from the reading corner. Please give your opinion on each story you read.

Date	Book Title	Pages	Opinion
			  
			  
			  
			  
			  
			  
			  
			  
			  
			  
			  
			  

## Directions


Complete the reading log as you read the story books from the reading corner. Please give your opinion on each story you read.

Date	Book Title	Pages	Opinion
			  
			  
			  
			  
			  
			  
			  
			  
			  
			  
			  
			  

## Directions

Design a book cover for the story you read.


Name of story:	
Author/s:	
Illustrator:	



## Directions

Draw your favourite part from the story book you read.


Name of story:	
Author/s:	
Illustrator:	



## Directions

Write six words that you could read in the story book.

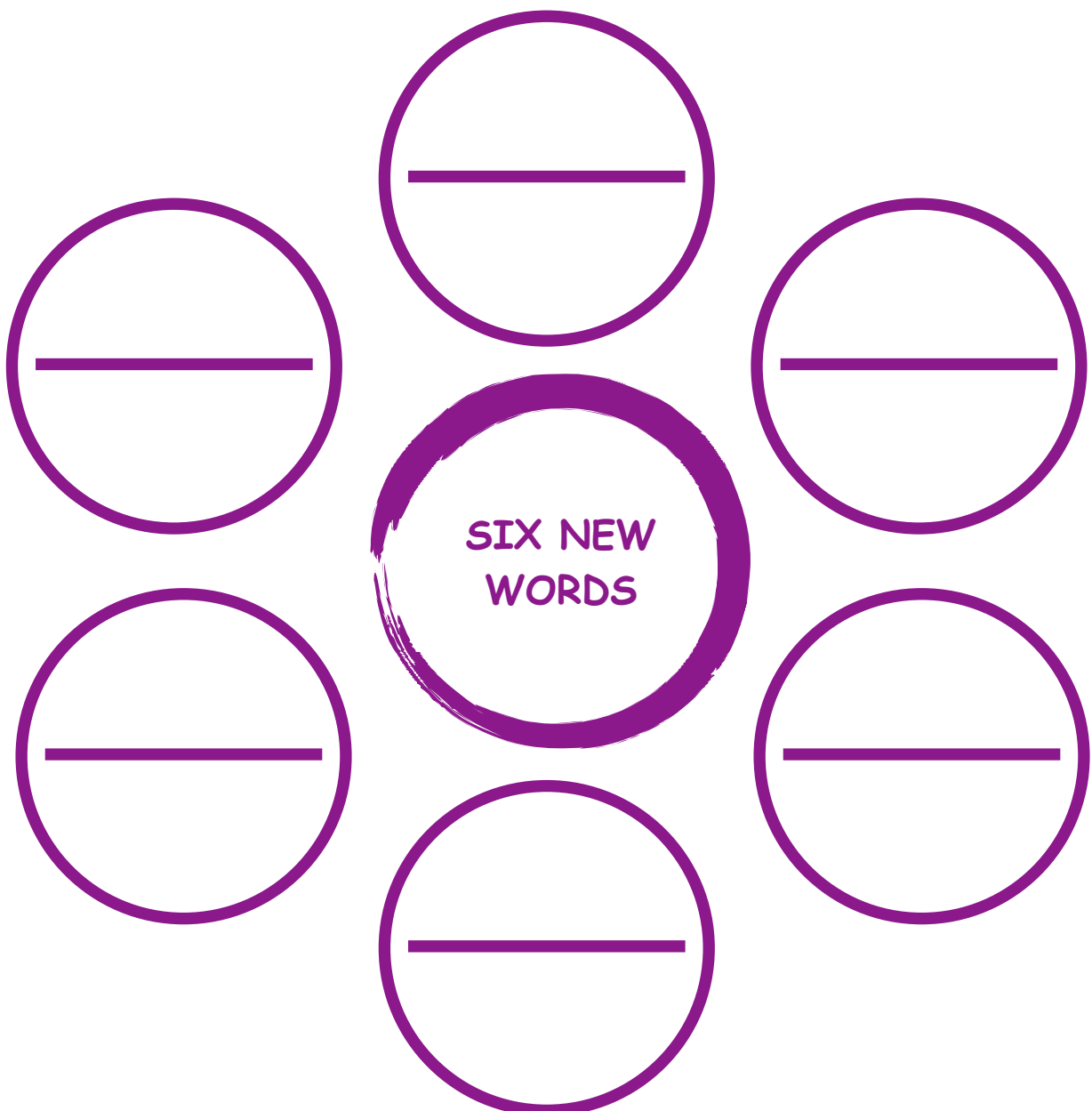
Name of story:	
Author/s:	
Illustrator:	



## Directions

Write six words that were new for you in the story book.  
Ask your friend to read them for you.

Name of story:	
Author/s:	
Illustrator:	



## Directions

Write eight words that you could read in the story book.

Name of story:	
Author/s:	
Illustrator:	

1.	5.
2.	6.
3.	7.
4.	8.



## Directions

Write eight words that were new for you in the story book.

Name of story:	
Author/s:	
Illustrator:	

1.

5.

2.

6.



3.

7.

4.

8.

## Directions

Find the nouns, verbs and adjective from the story.  
List them in the correct columns.

Name of story:	
Author/s:	
Illustrator:	

Nouns

1. \_\_\_\_\_
2. \_\_\_\_\_
3. \_\_\_\_\_
4. \_\_\_\_\_
5. \_\_\_\_\_

Verbs

1. \_\_\_\_\_
2. \_\_\_\_\_
3. \_\_\_\_\_
4. \_\_\_\_\_
5. \_\_\_\_\_

Adjectives

- |          |          |          |
|----------|----------|----------|
|          | 1. _____ | 2. _____ |
| 3. _____ | 4. _____ | 5. _____ |



## Directions

Write about the character and settings from the story you read.

Name of story:	
Author/s:	
Illustrator:	

### Character

### Setting

My favourite character was:

Place where the story  
happens:

--	--

Four words to describe the  
character:

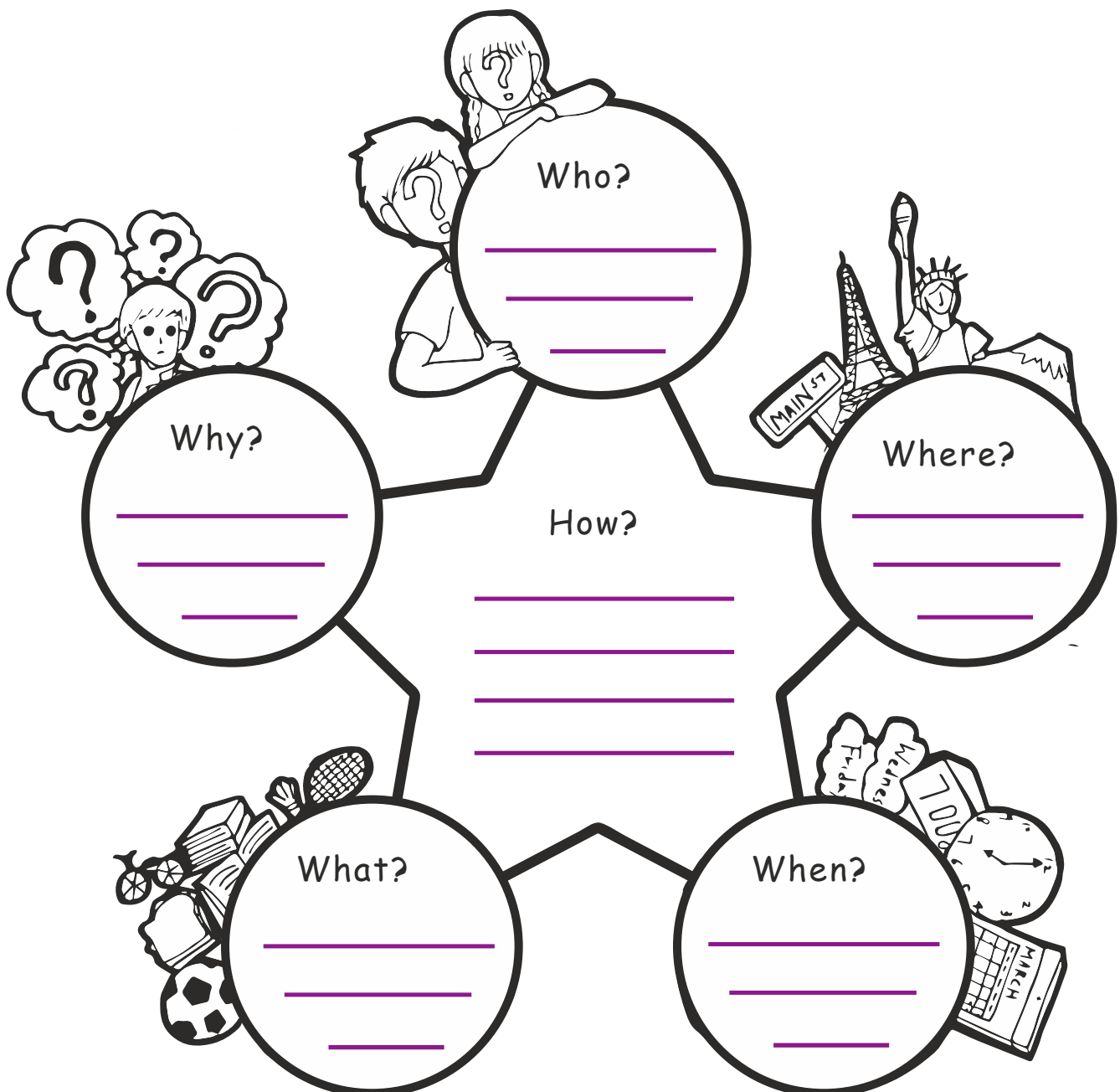
Four words to describe the  
setting:

1.	1.
2.	2.
3.	3.
4.	4.

## Directions

Complete the following mind map from the story you read.

Name of story:	
Author/s:	
Illustrator:	



## Directions

What happened in the beginning, middle and end of the story you read.

Name of story:	
Author/s:	
Illustrator:	

## What happened

in the beginning of this book?

---

---

---

---

---

in the middle of this book?

---

---

---

---

---

in the end of this book?

---

---

characters

## Directions

Color the picture.



Write two sentences about the picture.

---






























---



---



تاریخ: \_\_\_\_\_ دن: \_\_\_\_\_ مہینہ: \_\_\_\_\_

سرگرمیاں		
  	نمبر شمار	رنگ بھر کر بتائیں آپ کو نیچے دی گئی سرگرمیاں کیسی لگیں
  	17.	فعل ماضی، فعل حال، فعل مستقبل 1
  	18.	فعل ماضی، فعل حال، فعل مستقبل 2
  	19.	واحد جمع کا تعارف اور پہچان
  	20.	واحد جمع کا استعمال
  	21.	خبر یہ جملے
  	22.	مکالمہ نویسی تعارف و پہچان
  	23.	مکالمہ نویسی مشق
  	24.	تفہیم

تاریخ: \_\_\_\_\_ دن: \_\_\_\_\_ مہینہ: \_\_\_\_\_

☆ عبارت کو غور سے پڑھیے اور سوالات کے جوابات دیجئے۔

آج چھٹی کا دن ہے۔ سب گھر پر ہیں۔ امی باورچی خانے میں کھانا بنا رہی ہیں۔ ابو بیٹھک میں صوفے پر بیٹھے ہوئے اخبار پڑھ رہے ہیں۔ باجی برتن دھو کر میز پر رکھ رہی ہیں۔ دادی حرا کو بستر پر لیٹ کر کہانی سنارہی ہیں۔ عالی اور ندا اپنے کمرے میں گیند سے کھیل رہے ہیں۔

☆ سوالات کے درست جوابات منتخب کیجئے۔

1۔ آج کون سا دن ہے؟

ج: \_\_\_\_\_

2۔ امی کیا کر رہی ہیں؟

ج: \_\_\_\_\_

3۔ دادی حرا کو کیا سنارہی ہیں؟

ج: \_\_\_\_\_

4۔ ندا اور عالی اپنے کمرے میں کس چیز سے کھیل رہے ہیں؟

ج: \_\_\_\_\_



دی گئی تصویر میں اپنی پسند کے رنگ بھریں۔

تاریخ: \_\_\_\_\_ دن: \_\_\_\_\_ مہینہ: \_\_\_\_\_

## تفہیم

ایک کوّایا سا تھا۔ وہ پانی کی تلاش میں ادھر ادھر گھوم رہا تھا۔ اچانک اُسے پانی کا مٹکا نظر آیا۔ مٹکے میں پانی کم تھا۔ کوّے نے مٹکے میں کنکر ڈالنا شروع کر دیئے پانی اوپر آتا گیا کوّے نے پانی پیا اور اڑ گیا۔

عبارت پڑھ کر سوالات کے جوابات لکھیے۔

سوال 1- کون پیا سا تھا؟

ج:

سوال 2- کوّے کو اچانک کیا نظر آیا؟

ج:

سوال 2- کوّے نے مٹکے میں کیا ڈالنا شروع کر دیا؟

ج:

خالی جگہ پر کریں۔

2- مٹکے میں پانی \_\_\_\_\_ تھا۔

1- کوّے نے \_\_\_\_\_ پیا۔



مٹکے کو نمبر ملا کر مکمل کریں اور تصویر میں رنگ

بھریں۔

## مکالمہ نویسی مشق

## اردو

تاریخ: \_\_\_\_\_ دن: \_\_\_\_\_ مہینہ: \_\_\_\_\_

پارک میں موجود دو بچوں کے درمیان مکالمہ تحریر کریں۔



حارش:

---

عمر:

---

حارش:

---

عمر:

---

حارش:

---

عمر:

---

مکالمہ نویسی مشق

اردو

تاریخ: \_\_\_\_\_ دن: \_\_\_\_\_ مہینہ: \_\_\_\_\_

● درج ذیل موضوع پر مکالمہ لکھیں۔

موضوع: بازار میں خریداری

علی: ”امی، ہمیں کیا خریدنا ہے؟“

امی: ”ہمیں سبزی، پھل اور دودھ خریدنا ہے۔“

## مکالمہ نویسی تعارف و پہچان

## اردو

تاریخ: \_\_\_\_\_ دن: \_\_\_\_\_ مہینہ: \_\_\_\_\_



- 1- دیکھا! وہی ہوا، گلدان ٹوٹ گیا۔
- 2- ”اب یہ الزام مجھ پر ہی آئے گا۔“
- 3- ”یہ بچے کس طرح کھیل رہے ہیں؟ یہ کوئی کام ضرور خراب کریں گے۔“
- 4- ”ندا کو بھی سکون نہیں۔ وہ اپنی غلطی پر پچھتا رہی ہے۔“
- 5- ”اور وہی ہوا۔ سب مجھے ڈانٹ رہے ہیں، اب مجھے سزا ملے گی۔“
- 6- ◀ آخری تصویر کے لئے مکالمہ خود سوچ کر لکھیے۔

## مکالمہ نویسی تعارف و پہچان

## اردو

تاریخ: \_\_\_\_\_ دن: \_\_\_\_\_ مہینہ: \_\_\_\_\_

کہانی "گلدان کس نے توڑا" کو مد نظر رکھتے ہوئے مکالموں میں سے درست مکالمے منتخب کر کے دی ہوئی تصویروں کے ساتھ لکھیے۔ یہ بھی بتائیں کہ یہ باتیں کون کر رہا ہے۔



خبر یہ جملے

اردو

تاریخ: \_\_\_\_\_ دن: \_\_\_\_\_ مہینہ: \_\_\_\_\_

خبر یہ جملوں کی اصلاح کریں

۱. کیا بچے باغ کھیل رہے ہیں۔

---

۲. کیا کوئٹہ کراچی سے چھوٹا شہر ہے؟

---

۳. کیا علی کتاب پڑ رہا ہے۔

---

۴. کیا زینب کی گڑیا گلابی رنگ کی ہے؟

---



تاریخ: \_\_\_\_\_ دن: \_\_\_\_\_ مہینہ: \_\_\_\_\_

● خالی جگہ پُر کریں۔

مناسب الفاظ کا استعمال کرتے ہوئے خالی جگہوں کو پُر کریں:

۱. کتاب \_\_\_\_\_ پر رکھی ہے۔

۲. علی سکول \_\_\_\_\_ رہا ہے۔

۳. بلی دودھ \_\_\_\_\_ ہے۔

● جملے کی تبدیلی

درج ذیل جملوں کو خبریہ جملوں میں تبدیل کریں:

۱. کیا تم نے سبق یاد کیا؟

\_\_\_\_\_

۲. کیا بلی دودھ پی رہی ہے؟

\_\_\_\_\_

۳. کیا آپ بازار جا رہے ہیں؟

\_\_\_\_\_

واحد جمع کا استعمال

اردو

تاریخ: \_\_\_\_\_ دن: \_\_\_\_\_ مہینہ: \_\_\_\_\_

مندرجہ ذیل الفاظ کے ”یاں“ کی مدد سے جمع بنائیں۔

واحد	جمع
روٹی	
لکڑی	
جھاڑی	
ڈالی	
جالی	


## واحد جمع کا استعمال

## اردو

تاریخ: \_\_\_\_\_ دن: \_\_\_\_\_ مہینہ: \_\_\_\_\_

## ہدایت


(ے) کے استعمال سے واحد کی جمع بنائیے اور تصویروں میں رنگ بھریے۔




تارا




باجا



جوتا



لڑکا



چوہا









چوزہ

## واحد جمع کا تعارف اور پہچان

## اردو

تاریخ: \_\_\_\_\_ دن: \_\_\_\_\_ مہینہ: \_\_\_\_\_

● مندرجہ ذیل دی گئی تصاویر دیکھ کر جمع لکھئے

جمع	واحد	جمع	واحد
			
	چوڑا		چمچ
			
	کچھوا		بستہ
			
	گدھا		کتا
			
	گھوڑا		تالا

## واحد جمع کا تعارف اور پہچان

## اردو

تاریخ: \_\_\_\_\_ دن: \_\_\_\_\_ مہینہ: \_\_\_\_\_

دیئے گئے واحد الفاظ کو جمع الفاظ سے ملائیے۔

جوتے



لڑکا



غبارے



تارا



گھوڑے



جوتا



لڑکے



غبارہ



تارے



تالا



تالے



گھوڑا



فعل حال، فعل ماضی، فعل مستقبل

اردو

تاریخ: \_\_\_\_\_ دن: \_\_\_\_\_ مہینہ: \_\_\_\_\_

## ● فعل کی پہچان۔

درج ذیل جملوں میں فعل کو پہچان کر خط کشید کریں:

۱. علی نے کتاب پڑھی۔

۲. سارہ نے کھانا بنایا۔

۳. بلی نے دودھ پیا۔

## ● زمانے کی پہچان۔

درج ذیل جملوں کے فعل کا زمانہ (ماضی، حال یا مستقبل) لکھیں:

۱. وہ سکول جائے گا۔ ۲. میں نے کھیل کھیلا۔ ۳. وہ کہانی پڑھ رہی ہے۔

فعل حال، فعل ماضی، فعل مستقبل

اردو

تاریخ: \_\_\_\_\_ دن: \_\_\_\_\_ مہینہ: \_\_\_\_\_

● خالی جگہ پُر کریں۔

مناسب فعل کا استعمال کرتے ہوئے خالی جگہوں کو پُر کریں:

۱. میں نے کل \_\_\_\_\_ (کھیلنا) (ماضی)

۲. وہ روزانہ \_\_\_\_\_ (لکھنا) ہے۔ (حال)

۳. ہم کل پارک \_\_\_\_\_ (جانا)۔ (مستقبل)

● فعل کا انتخاب۔

جملوں میں درست فعل کا انتخاب کریں:

۱. وہ روزانہ صبح کو (جاگتا / جاگتے) ہے۔

۲. ہم کل فلم (دیکھیں گے / دیکھے)

۳. وہ (پڑھتا / پڑھتے) ہے۔

## فعل حال، فعل ماضی، فعل مستقبل

## اردو

تاریخ: \_\_\_\_\_ دن: \_\_\_\_\_ مہینہ: \_\_\_\_\_

ہدایت دیئے گئے فعل کی قسم (حال، ماضی، مستقبل) کو استعمال کرتے ہوئے جملے مکمل کریں۔

۱. علی روزانہ اسکول \_\_\_\_\_ ہے۔ (حال)
۲. کل میں نے اپنا ہوم ورک \_\_\_\_\_۔ (ماضی)
۳. کل وہ نیا کھیل \_\_\_\_\_۔ (مستقبل)
۴. تم ہر روز باغ میں \_\_\_\_\_۔ (حال)
۵. پچھلے ہفتے ہم \_\_\_\_\_۔ (ماضی)
۶. وہ اگلے سال نیا گھر \_\_\_\_\_۔ (مستقبل)

ہدایت دیئے گئے جملوں کو مختلف فعل کی شکل میں تبدیل کریں۔

۱. وہ کھیلتا ہے۔ (ماضی میں تبدیل کریں)

۲. میں کتاب پڑھتا ہوں۔ (مستقبل میں تبدیل کریں)

۳. تم اسکول جاتے ہو۔ (ماضی میں تبدیل کریں)

۴. ہم کھیل کھیلیں گے۔ (حال میں تبدیل کریں)

۵. وہ پڑھ رہا ہے۔ (مستقبل میں تبدیل کریں)



## فعل حال، فعل ماضی، فعل مستقبل

## اردو

تاریخ: \_\_\_\_\_ دن: \_\_\_\_\_ مہینہ: \_\_\_\_\_

## ہدایت

خالی جگہ میں مناسب فعل استعمال کریں۔

























۱. علی نے کل فٹ بال \_\_\_\_\_ تھا۔  
 (کھیل رہا) (کھیلا) (کھلیں)
۲. وہ ہر روز باغ میں \_\_\_\_\_۔  
 (آتا تھا) (آئے گا) (آتا ہے)
۳. ہم اگلے مہینے نیا گھر \_\_\_\_\_۔  
 (لیں گے) (لیا تھا) (لیا)
۴. تم نے صبح کا ناشتہ \_\_\_\_\_؟  
 (کرنا ہے) (کرو گے) (کیا تھا)
۵. وہ روزانہ کہانیاں \_\_\_\_\_ ہے۔  
 (پڑھتا) (سنتا) (لکھتا)
۶. وہ کل امتحان \_\_\_\_\_ گے۔  
 (دیں) (لیں) (سنیں)

## ہدایت

دیئے گئے فعل کے مطابق جملے بنائیں

فعل	جملے
پڑھنا (حال)	
کھیلنا (ماضی)	
لکھنا (مستقبل)	
دوڑنا (حال)	
گانا (ماضی)	
سفر کرنا (مستقبل)	

تاریخ: \_\_\_\_\_ دن: \_\_\_\_\_ مہینہ: \_\_\_\_\_

سرگرمیاں		
  	نمبر شمار	رنگ بھر کر بتائیں آپ کو نیچے دی گئی سرگرمیاں کیسی لگیں
  	9.	حروف جار
  	10.	حروف جار کا درست استعمال۔
  	11.	حروف عطف تعارف پہچان۔
  	12.	حروف عطف کا استعمال۔
  	13.	جملہ سازی 1
  	14.	جملہ سازی 2
  	15.	استفہامیہ جملے تعارف
  	16.	استفہامیہ جملے درست استعمال

## استفہامیہ جملے تعارف

## اردو

تاریخ: \_\_\_\_\_ دن: \_\_\_\_\_ مہینہ: \_\_\_\_\_

دیئے گئے جملوں سے سوالات بنائیں:

۱. وہ اسکول جا رہا ہے۔

---

۲. علی نے کھانا کھایا۔

---

۳. ہم پارک جائیں گے۔

---

۴. تم کھانا بناؤ گے۔

---

درجہ ذیل جوابات کے سوالات تحریر کریں۔

۱. ہم کوسٹہ میں رہتے ہیں۔

---

۲. میری پسندیدہ کتاب اردو ہے۔

---

۳. ہم نے آج بریانی کھائی۔

---

## استفہامیہ جملے تعارف

## اردو

تاریخ: \_\_\_\_\_ دن: \_\_\_\_\_ مہینہ: \_\_\_\_\_

مناسب الفاظ کی مدد سے خالی جگہ پُر کریں۔

کس

کون

کیوں

کہاں

کب

کیسے

کیا

۱. آپ کا نام \_\_\_\_\_ ہے؟

۲. آپ نے ہوم ورک \_\_\_\_\_ نہیں کیا؟

۳. وہ اسکول \_\_\_\_\_ جائیں گے؟

۴. علی \_\_\_\_\_ جارہا ہے؟

۵. تمہارا پسندیدہ کھانا \_\_\_\_\_ ہے؟

۶. وہ شخص \_\_\_\_\_ ہے؟

۷. یہ کتاب \_\_\_\_\_ کی ہے؟

## استفہامیہ جملے درست استعمال

## اردو

تاریخ: \_\_\_\_\_ دن: \_\_\_\_\_ مہینہ: \_\_\_\_\_

وہ بات یا جملہ جس میں کچھ پوچھا جائے یا کوئی سوال کیا جائے اسے سوالیہ جملہ کہتے ہیں۔ ایسے جملوں کے آخر میں سوالیہ نشان (?) لگاتے ہیں۔ جیسے کیا آپ نے کتاب پڑھی؟ یہ موٹا لڑکا کون ہے؟ سوالیہ جملوں میں استفہامیہ الفاظ: کہاں، کون، کب، کس، کیوں، کیسا، کیسے، کون سا، کتنا وغیرہ کے الفاظ آتے ہیں۔

مشق

مناسب الفاظ کی مدد سے خالی جگہ پُر کریں۔

۱. تم دیر سے \_\_\_\_\_ آئے۔

۲. \_\_\_\_\_ زائد نے کھانا کھایا؟

۳. آپ \_\_\_\_\_ رہتے ہیں؟

۴. \_\_\_\_\_ فوزیہ نے کہانی لکھی؟

۵. یہ کتاب \_\_\_\_\_ کی ہے۔

۶. تم \_\_\_\_\_ ہو؟

۷. تمہارا بستہ \_\_\_\_\_ ہے؟

۸. وہ \_\_\_\_\_ ہے؟

## استفہامیہ جملے درست استعمال

## اردو

تاریخ: \_\_\_\_\_ دن: \_\_\_\_\_ مہینہ: \_\_\_\_\_

درج ذیل استفہامیہ الفاظ کو استعمال کرتے ہوئے سوالات بنائیں:

۱. کیا \_\_\_\_\_
۲. کہاں \_\_\_\_\_
۳. کب \_\_\_\_\_
۴. کیوں \_\_\_\_\_

● سوالات کی ترتیب

الفاظ کو ترتیب دے کر سوالات بنائیں:

۱. تمہارا، ہے، کیا، نام؟  
\_\_\_\_\_
۲. ہیں، آپ، کہاں، سے؟  
\_\_\_\_\_
۳. ہو، کیسے، تم؟  
\_\_\_\_\_

جملہ سازی 2

اردو

تاریخ: \_\_\_\_\_ دن: \_\_\_\_\_ مہینہ: \_\_\_\_\_

جملہ سازی کریں۔

جملے	الفاظ
	میرا
	پیارا
	بادل
	بڑا
	تمام
	ہم

اصلاح

## جملہ سازی 2

## اردو

تاریخ: \_\_\_\_\_ دن: \_\_\_\_\_ مہینہ: \_\_\_\_\_

## ہدایت

مددگار الفاظ استعمال کیجئے اور اپنے گھر کے بارے میں تین جملے لکھیے۔

پیارا	کمرے	بڑا	خوشی
صاف	پسند	جگہ	رکھتے
امی	ابو	رہتے	سب

## میرا گھر



رنگ بھریں۔

---



---



---



## جملہ سازی 1

## اردو

تاریخ: \_\_\_\_\_ دن: \_\_\_\_\_ مہینہ: \_\_\_\_\_

الفاظ کے ترتیب درست کر کے جملے بنائیں۔

چاہیے بولنا آواز میں درمیانی

مزار کا کراچی میں قائد اعظم ہے

ادب کا کروڑوں

کا کہانا ماں باپ

سچ بولو ہمیشہ

کر لگا پڑھو دل

## جملہ سازی 1

## اردو

تاریخ: \_\_\_\_\_ دن: \_\_\_\_\_ مہینہ: \_\_\_\_\_

● تصویر دیکھ کر اس کے بارے میں ایک جملہ لکھیں۔



۱. \_\_\_\_\_



۲. \_\_\_\_\_



۳. \_\_\_\_\_



۴. \_\_\_\_\_



۵. \_\_\_\_\_

## حروف عطف کا استعمال۔

## اردو

تاریخ: \_\_\_\_\_ دن: \_\_\_\_\_ مہینہ: \_\_\_\_\_

حروف عطف کی مدد سے جملے بنائیں۔

الفاظ	جملے
لیکن	
اگر	
کیونکہ	
مگر	
یا	
جبکہ	



رنگ بھریں

## حروف عطف کا استعمال۔

## اردو

تاریخ: \_\_\_\_\_ دن: \_\_\_\_\_ مہینہ: \_\_\_\_\_

جملے مکمل کریں اور مناسب حروف عطف استعمال کریں۔

ہدایت

۱. احمد نے کھیل ختم کیا۔ \_\_\_\_\_ وہ گھر چلا گیا۔

۲. میرا بھائی چھوٹا ہے۔ \_\_\_\_\_ میرا دوست بڑا ہے۔

۳. بادل آئے۔ \_\_\_\_\_ بارش ہوئی۔

۴. وہ ہنسا۔ \_\_\_\_\_ اس نے کہانی سنی۔

۵. تم نے صبح کیا \_\_\_\_\_ شام کو؟

حروف عطف کی مدد سے خالی جگہ پر کریں۔

یا

لیکن

کیونکہ

مگر

اور

۱. مجھے سیب \_\_\_\_\_ کیلا پسند ہیں۔

۲. وہ اسکول نہیں گیا \_\_\_\_\_ اس کی طبیعت خراب ہو گئی۔

۳. میں نے اس سے بات کی \_\_\_\_\_ وہ نہیں مانا۔

۴. آپ چائے پیو گے \_\_\_\_\_ کافی؟

۵. وہ محنت کرتا ہے \_\_\_\_\_ کامیاب نہیں ہوتا۔

## حروف عطف تعارف -

## اردو

تاریخ: \_\_\_\_\_ دن: \_\_\_\_\_ مہینہ: \_\_\_\_\_  
 ● سرگرمی ۱: جملوں کو جوڑنا۔

دیئے گئے جملوں کو مناسب حروف عطف سے جوڑیں۔

## ہدایت

۱. علی اسکول گیا \_\_\_\_\_ کامران بازار گیا۔
۲. زینب نے کتاب پڑھی \_\_\_\_\_ وہ کھینے چلی گی۔
۳. وہ تیز بھاگا \_\_\_\_\_ وہ گر پڑا۔
۴. مجھے دودھ پسند ہے \_\_\_\_\_ مجھے دہی پسند ہے۔
۵. علی پڑھائی کر رہا تھا \_\_\_\_\_ وہ آرام کر رہا تھا۔

● سرگرمی ۲: خالی جگہ پُر کریں۔

خالی جگہ میں مناسب حروف عطف استعمال کریں

## ہدایت

۱. میں نے چائے پی \_\_\_\_\_ بلی آئی۔
۲. آسمان پر بادل تھے \_\_\_\_\_ بارش شروع ہو گئی۔
۳. تمہیں کتنا پسند ہے \_\_\_\_\_ بلی؟
۴. وہ بستر پر لیٹا \_\_\_\_\_ سو گیا۔
۵. کھانا گرم کرو \_\_\_\_\_ سب آگئے۔

## حروف عطف تعارف -

## اردو

تاریخ: \_\_\_\_\_ دن: \_\_\_\_\_ مہینہ: \_\_\_\_\_

مندرجہ ذیل الفاظ کی مدد سے جملے مکمل کیجئے۔

ہیں

ہے

میرے

میری

میرا



۱: یہ \_\_\_\_\_ کھلونا \_\_\_\_\_

۲: \_\_\_\_\_ جوتوں کا رنگ کالا \_\_\_\_\_



۳: \_\_\_\_\_ ایک بہن \_\_\_\_\_



۴: وہ \_\_\_\_\_ نانا \_\_\_\_\_

سوال: حروف عطف کو خط کشید کریں۔

۱. مجھے آپ کی مدد چاہیے کیونکہ میں اکیلا کام نہیں کر سکتا۔

۲. وہ کھیل رہا تھا لیکن اچانک بارش ہو گئی۔

۳. ہم سیر پر جائیں گے اگر بارش نہ ہوئی۔

۴. آپ کافی پیسے گے یا چائے۔

۵. میں نے بہت کام کیا اور اب میں آرام کرنا چاہتا ہوں۔

۶. کیا تم نے سبزی لی یا پھل فروٹ؟

۷. بارش شدید تھی لیکن ہم چھتری لے کر گئے تھے۔

حروفِ جار کا درست استعمال۔

اردو

تاریخ: \_\_\_\_\_ دن: \_\_\_\_\_ مہینہ: \_\_\_\_\_

دیئے گئے حروف جار کی مدد سے جملے بنائیں۔

الفاظ	جملے
ہیں	
کہ	
پر	
تک	
سے	
تک	
اور	



رنگ بھریں

حروف جار

اردو

تاریخ: \_\_\_\_\_ دن: \_\_\_\_\_ مہینہ: \_\_\_\_\_

دی گئی عبارت میں سے حرف جار الگ کریں۔



حروف جار

کل میں اپنے دوست کے ساتھ باغ میں گیا۔ باغ کے درخت بہت اونچے تھے۔ اور اُن کے نیچے بہت  
 سایہ تھا۔ ہم سائے میں بیٹھ گئے پھر ہم نے کھیلنا شروع کر دیا۔ جھولے پر بھی بیٹھے اور خوب مزہ  
 آیا۔ باغ میں ہم نے بہت اچھا وقت گزارا۔

---



---



---



## حروفِ جارِ درست استعمال۔

## اردو

تاریخ: \_\_\_\_\_ دن: \_\_\_\_\_ مہینہ: \_\_\_\_\_

خالی جگہ پُر کریں۔

۱۔ کتاب میز \_\_\_\_\_ ہے۔

۲۔ میں \_\_\_\_\_ میرا بھائی اسکول جاتے ہیں۔

۳۔ میں صبح گھر \_\_\_\_\_ جلدی نکلتا ہوں۔

۴۔ میں اسکول \_\_\_\_\_ پڑھتا ہوں۔

۵۔ درخت \_\_\_\_\_ چڑیا بیٹھی ہے۔

۶۔ ہم باغ \_\_\_\_\_ کھیلتے ہیں۔

۷۔ میں \_\_\_\_\_ کپڑے الماری \_\_\_\_\_ نکالے۔



رنگ بھریں

## حروف جار

## اردو

تاریخ: \_\_\_\_\_ دن: \_\_\_\_\_ مہینہ: \_\_\_\_\_

مندرجہ ذیل حرف جار کی مدد سے خالی جگہ پُر کریں۔

کی	تک	نے	سے	پر	کے	میں
----	----	----	----	----	----	-----

۱۔ لائبہ \_\_\_\_\_ پانی پیا۔

۲۔ احمد کرسی \_\_\_\_\_ بیٹھا ہے۔

۳۔ لڑکے میدان \_\_\_\_\_ کھیل رہے ہیں۔

۴۔ مجھے بازار \_\_\_\_\_ جانا ہے۔

۵۔ یہ کتاب کس \_\_\_\_\_ ہے۔

۶۔ ہم گاؤں \_\_\_\_\_ آئے تھے۔

۷۔ آپ \_\_\_\_\_ ابو کہاں ہیں۔

























اصلاح

---



---

تاریخ: \_\_\_\_\_ دن: \_\_\_\_\_ مہینہ: \_\_\_\_\_

سرگرمیاں		
  	<p>نمبر شمار</p> <p>رنگ بھر کر بتائیں آپ کو نیچے دی گئی سرگرمیاں کیسی لگیں</p>	
  	1. اسم کی تعریف۔	
  	2. اسم نکرہ اور اسم معرفہ۔	
  	3. فعل کا تعارف۔	
  	4. فعل کی جملہ سازی۔	
  	5. صفت کا تعارف اور پہچان۔	
  	6. صفت کا استعمال۔	
  	7. اسم ضمیر	
  	8. اسم ضمیر کا استعمال	

اسم ضمیر کا استعمال

اردو

تاریخ: \_\_\_\_\_ دن: \_\_\_\_\_ مہینہ: \_\_\_\_\_

اسم ضمیر خط کشید کریں۔

۱. وہ اسکول جا رہا ہے۔

۲. میں نے اس کتاب کو پڑھا۔

۳. ہمیں کل پارک جانا ہے۔

۴. تم کب آؤ گے۔

۵. انہوں نے ہمیں بتایا۔

اسم ضمیر کے دو جملے بنائیں۔

1

2

اسم ضمیر کا استعمال

اردو

تاریخ: \_\_\_\_\_ دن: \_\_\_\_\_ مہینہ: \_\_\_\_\_

جملوں میں اسم ضمیر لگا کر جملہ دوبارہ تحریر کریں۔

۱. علی نے کتاب پڑھی۔

---

۲. زینب نے کیا بنایا۔

---

۳. علی اور زینب پارک جا رہے ہیں۔

---

۴. احمد اور علی کھیل رہے ہیں۔

---

۵. لائے نے بچوں کی مدد کی۔

---

اسم ضمیر

اردو

تاریخ: \_\_\_\_\_ دن: \_\_\_\_\_ مہینہ: \_\_\_\_\_

دی گئی عبارت میں اسم ضمیر کی مدد سے خالی جگہ پُر کیجئے۔

انہوں	اُن کو	اُن کا	انھیں	وہ
-------	--------	--------	-------	----

## عمارت


علی کی امی ایک اسکول میں پڑھاتی ہیں۔۔۔۔۔۔۔۔۔۔۔ ہر روز صبح سویرے اسکول کے لیے گھر سے وقت پر نکلتی

ہیں۔۔۔۔۔ اسکول گھر سے قریب ہے۔۔۔۔۔ چھوٹے بچوں کو پڑھانا بہت پسند ہے۔

آج۔۔۔۔۔ نے بچوں کے لئے چاکلیٹیں بھی خریدیں تھیں۔ اسکول کا ہر بچہ۔

---

پسند کرتا ہے۔



اسم ضمیر

دیئے گئے اسم ضمیر کی مدد سے پیرا گراف مکمل کریں۔

اس

اِسے

انہیں

اُس

09

إِنْ

سانپ بہت عجیب مخلوق ہے۔ \_\_\_\_\_ کی ٹانگیں نہیں ہوتی۔

اپنے منہ سے زہر پھینک کر بھی جانور کا شکار کرتے ہیں۔ سانپ خوبصورت رنگوں میں بھی پائے جاتے ہیں۔

دُنیا میں \_\_\_\_\_ کی بہت سی اقسام پائی جاتی ہیں۔ \_\_\_\_\_ کی

جسامت اور رنگ مختلف ہوتے ہیں۔ کئی لوگ \_\_\_\_\_ پالتے ہیں۔

اسم ضمیر

اردو

تاریخ: \_\_\_\_\_ دن: \_\_\_\_\_ مہینہ: \_\_\_\_\_

اسم ضمیر: وہ کلمہ جو کسی اسم کی جگہ استعمال ہو یا بول کر کسی دوسرے اسم کی طرف اشارہ کرے اسم ضمیر کہلاتا ہے مثلاً وہ، اس، ہم، وغیرہ۔

اسم ضمیر	اسم	جملے
		علی ایک اچھا بچہ ہے، وہ ہر روز اسکول جاتا ہے۔
		پاکستان ہمارا وطن ہے، ہمیں اس کا خیال رکھنا چاہیے۔
		دادی اماں آج گھر آئیں، انہوں نے کہانی سنائی
		فاطمہ کو پھل پسند ہیں، لیکن اُسے صُبح میں سیب کھانا اچھا لگتا ہے۔
		احمد نے کہا! میرا آج گلا خراب ہے۔
		بھائی نے پوچھا، تم نے چائے پی لی۔
		استاد نے بتایا کہ آپ کے پاس امتحان کی تیاری کے لیے تین دن کا وقت ہے۔
		بچے نے کہا مجھے ٹھنڈا پانی چاہیے۔
		مکڑی دیکھنے میں عجیب لگتی ہے کیونکہ اُس کی آٹھ ٹانگیں ہوتی ہیں۔

صفت کا استعمال۔

اردو

تاریخ: \_\_\_\_\_ دن: \_\_\_\_\_ مہینہ: \_\_\_\_\_

اسم صفت کو جملوں میں استعمال کریں۔

الفاظ	جملے
خوبصورت	
کالے بادل	
موٹا	
بڑا	
نیلا	

اصلاح



## صفت کا استعمال۔

## اردو

تاریخ: \_\_\_\_\_ دن: \_\_\_\_\_ مہینہ: \_\_\_\_\_

اسم صفت کی مدد سے خالی جگہ پُر کریں۔

خوبصورت	محنتی	خوش	سفید	موٹی
---------	-------	-----	------	------

۱۔ لڑکا \_\_\_\_\_ ہے۔

۲۔ لڑکی بہت \_\_\_\_\_ ہے۔

۳۔ درخت \_\_\_\_\_ ہے۔

۴۔ پھول \_\_\_\_\_ ہیں۔

۵۔ بلی \_\_\_\_\_ ہے۔

سوال: ان دو جملوں کو خوشخط کر کے لکھیں۔

کراچی پاکستان کا ایک بڑا شہر ہے۔

کوئٹہ کے سیب پورے ملک میں مشہور ہیں۔

---



---

## صفت کا تعارف اور پہچان -

## اردو

تاریخ: \_\_\_\_\_ دن: \_\_\_\_\_ مہینہ: \_\_\_\_\_

دیئے گئے جملوں میں اسم صفت الگ کریں۔









۱. گھر بہت صاف ہے۔
۲. بلی خوبصورت ہے۔
۳. ہاتھی بہت موٹا ہے۔
۴. کتاب بہت دلچسپ ہے۔
۵. پانی ٹھنڈا ہے۔
۶. چائے گرم ہے۔
۷. آسمان نیلا ہے۔
۸. علی نیک ہے۔
۹. میری قمیض نیلی ہے۔
۱۰. وہ گاڑی کالی ہے۔

## صفت کا تعارف اور پہچان -

## اردو

تاریخ: \_\_\_\_\_ دن: \_\_\_\_\_ مہینہ: \_\_\_\_\_

تصاویر کو دیکھتے ہوئے خالی جگہوں میں اسم اور صفت تحریر کیجئے۔

تصاویر	اسم صفت	تصاویر	اسم صفت
			تیز رفتار گھوڑا
			
			
			
			

## فعل کی جملہ سازی۔

## اردو

تاریخ: \_\_\_\_\_ دن: \_\_\_\_\_ مہینہ: \_\_\_\_\_

فعل وہ کلمہ ہے جس سے کسی کام کا کرنا یا ہونا کسی بھی زمانے میں پایا جائے۔ جیسے کرتا ہے۔ جاتا ہے۔ بیٹھتا ہے۔ وغیرہ۔

## مشق

مناسب فعل لگا کر خالی جگہ پُر کریں

بھاگتا	پڑھتا	جاگتا
دھوتی	توڑتی	مارتی
توڑنا	مانتا	سننا
آتا	جاتا	رہتا
بھاگتے	کھیلتے	دیکھتے

۱. علی سبق \_\_\_\_\_ ہے۔

۲. نوکرانی برتن \_\_\_\_\_ ہے۔

۳. وہ ماں باپ کا حکم \_\_\_\_\_ ہے۔

۴. لڑکا سکول \_\_\_\_\_ تھا۔

۵. ہم کرکٹ \_\_\_\_\_ ہیں۔

تصویر دیکھ کر فعل کے مطابق جملے بنائیں۔



## فعل کی جملہ سازی۔

## اردو

تاریخ: \_\_\_\_\_ دن: \_\_\_\_\_ مہینہ: \_\_\_\_\_

ان جملوں میں فعل تلاش کریں۔ اور خالی جگہ پر کریں۔

پڑھ رہی پڑھا پڑھی تھی

۱۔ وہ کتاب \_\_\_\_\_ ہے۔

رہی رہا کر رہی

۲۔ وہ گھر کی صفائی \_\_\_\_\_ ہے۔

بجارتا بجایا بج رہی

۳۔ علی گٹار \_\_\_\_\_ ہے۔

سو گیا سو رہا سو رہی

۴۔ آمنہ بستر پر \_\_\_\_\_ ہے۔

رہا رہے رہی

۵۔ بچے کھیل \_\_\_\_\_ ہیں۔

چل رہی چل چلا رہے

۶۔ ابو گاڑی \_\_\_\_\_ ہیں۔



رنگ بھریں

## فعل کا تعارف۔

## اردو

تاریخ: \_\_\_\_\_ دن: \_\_\_\_\_ مہینہ: \_\_\_\_\_

سوال: فعل کا مناسب استعمال کرتے ہوئے جملے بنائیں۔

الفاظ	جملے
سونا	
بولنا	
سوچنا	
مسکراتا	
گانا	
دوڑنا	



رنگ بھریں

## فعل کا تعارف۔

## اردو

تاریخ: \_\_\_\_\_ دن: \_\_\_\_\_ مہینہ: \_\_\_\_\_

● تصویر کو فعل کے ساتھ ملائیں۔



رونا



پینا

کھیلنا

دوڑنا

گانا

پیٹھنا

لکھنا

مسکراتا

سوچنا

پڑھنا

سونا

بولنا



اسم نکرہ اور اسم معرفہ۔

اردو

تاریخ: \_\_\_\_\_ دن: \_\_\_\_\_ مہینہ: \_\_\_\_\_

☆ مندرجہ ذیل خانوں میں اسم نکرہ اور اسم معرفہ اپنے ذہن سے سوچ کر لکھیں۔

اسم معرفہ	اسم نکرہ

☆ اسم نکرہ والے الفاظ کو اسم نکرہ کے غبارے سے ملائیں اور اسم معرفہ والے الفاظ کو اسم معرفہ کے غبارے سے ملائیں۔

کراچی - شہر - کتاب - علامہ اقبال - اسکول - پاکستان - پرندہ - بریانی





## اسم نکرہ اور اسم معرفہ۔


## اردو

تاریخ: \_\_\_\_\_ دن: \_\_\_\_\_ مہینہ: \_\_\_\_\_

☆ مندرجہ ذیل جملوں میں سے اسم نکرہ اور اسم معرفہ الگ الگ کر کے لکھیں۔

اسم معرفہ	اسم نکرہ	جملے
لاہور	شہر	1۔ لاہور ایک خوبصورت شہر ہے۔
		2۔ کوئٹہ کا موسم ٹھنڈا ہے۔
		3۔ علی گرمی میں باہر نہیں جاتا۔
		4۔ احمد کے اسکول کی چھٹیاں ہیں۔
		5۔ کوئٹہ کے سیب مشہور ہیں۔
		6۔ شازیہ کو پھول پسند ہیں۔
		7۔ سارہ کو کھانے میں بریانی پسند ہے۔
		8۔ کراچی میں بہت سے پارک ہیں۔
		9۔ فوزیہ کو بازار میں خریداری کرنا پسند ہے۔
		10۔ چایا سزا قائد پر بیٹھی تھی۔

☆ مندرجہ ذیل تصاویر میں سے اسم معرفہ میں (لال) اور اسم نکرہ میں (نیلا) رنگ بھریں۔



اسم

اردو

تاریخ: \_\_\_\_\_ دن: \_\_\_\_\_ مہینہ: \_\_\_\_\_

مثلاً آمنہ، ہاتھی، اسلام آباد، کرسی۔

کسی شخص، جانور، جگہ یا چیز کا نام اسم کہلاتا ہے۔

مناسب اسم لگاتے ہوئے جملے مکمل کیجئے۔



فٹ بال

کتاب

گاڑی

کرسیاں

سبزیاں

۱. آمنہ \_\_\_\_\_ پڑھ رہی ہے۔

۲. بچہ \_\_\_\_\_ چلا رہا ہے۔

۳. کمرے میں \_\_\_\_\_ میں رکھی ہوئی ہیں۔

۴. اسد اور احمد \_\_\_\_\_ کھیل رہے ہیں۔

۵. امی جان \_\_\_\_\_ کاٹ رہی ہیں۔

رنگ بھریں



اسم

اردو

تاریخ: \_\_\_\_\_ دن: \_\_\_\_\_ مہینہ: \_\_\_\_\_

ہدایت

دیئے گئے جملوں میں اسم کو پہچان کر خط کشیدہ کریں۔

۱. علی اسکول جا رہا ہے۔

۲. زینب نے کتاب پڑھی۔

۳. بلی میز پر بیٹھی ہے۔

۴. لاہور ایک بڑا شہر ہے۔

۵. پینسل میز پر رکھی ہے۔

ہدایت

پہلے کالم کے الفاظ کو دوسرے کالم کے مناسب اسم سے جوڑیں۔

کالم ب	کالم الف
دریا	ہوا
کتاب	کھیل
گاڑی	علم
بچہ	سڑک
پتنگ	پانی

اسم

اردو

تاریخ: \_\_\_\_\_ دن: \_\_\_\_\_ مہینہ: \_\_\_\_\_

ہدایت

دیئے گئے اسم کے ساتھ جملے بنائیں۔

اسم	جملے
باغ	
بلی	
علی	
کتاب	
اسکول	

ہدایت

دیئے گئے جملوں میں اسم کی شناخت کریں اور انہیں رنگین قلم سے واضح کریں



۱. وہ بلی کھیل رہی ہے۔

۲. بچے باغ میں دوڑ رہے ہیں۔

۳. کتاب میز پر رکھی ہے۔

۴. راشد اور عبداللہ دوست ہیں۔

۵. مینار پاکستان لاہور میں ہے۔

اسم

اردو

تاریخ: \_\_\_\_\_ دن: \_\_\_\_\_ مہینہ: \_\_\_\_\_

اسم وہ کلمہ ہے جو کسی شخص، جگہ یا چیز کا نام ہو، جیسے علی کتاب، کرسی، لاہور وغیرہ۔

اس تصویر کو دیکھ کر اسم لکھیے۔ اور ان میں رنگ بھریئے۔



\_\_\_\_\_ ۳۔

\_\_\_\_\_ ۲۔

\_\_\_\_\_ ۱۔

\_\_\_\_\_ ۶۔

\_\_\_\_\_ ۵۔

\_\_\_\_\_ ۴۔

\_\_\_\_\_ ۹۔

\_\_\_\_\_ ۸۔

\_\_\_\_\_ ۷۔

\_\_\_\_\_ ۱۲۔

\_\_\_\_\_ ۱۱۔

\_\_\_\_\_ ۱۰۔

اصلاح

# فہرست

نمبر شمار	عنوان
1.	اسم کی تعریف۔
2.	اسم نکرہ اور اسم معرفہ۔
3.	نعل کا تعارف۔
4.	نعل کی جملہ سازی۔
5.	صفت کا تعارف اور پہچان۔
6.	صفت کا استعمال۔
7.	اسم ضمیر
8.	اسم ضمیر کا استعمال
9.	حروف جار
10.	حروف جار کا درست استعمال۔
11.	حروف عطف تعارف پہچان۔
12.	حروف عطف کا استعمال۔
13.	جملہ سازی 1
14.	جملہ سازی 2
15.	استفہامیہ جملے تعارف
16.	استفہامیہ جملے درست استعمال
17.	فعل ماضی، فعل حال، فعل مستقبل 1
18.	فعل ماضی، فعل حال، فعل مستقبل 2
19.	واحد جمع کا تعارف اور پہچان
20.	واحد جمع کا استعمال
21.	خبریہ جملے
22.	مکالمہ نویسی تعارف و پہچان
23.	مکالمہ نویسی مشق
24.	تفہیم

U R D U



میسرا نام

---

جماعت

---





# Remedial Learning Camp Program

بچوں کی

درک بک

Level 2



Kingdom of the Netherlands



unicef  
for every child



RLCP 2024

